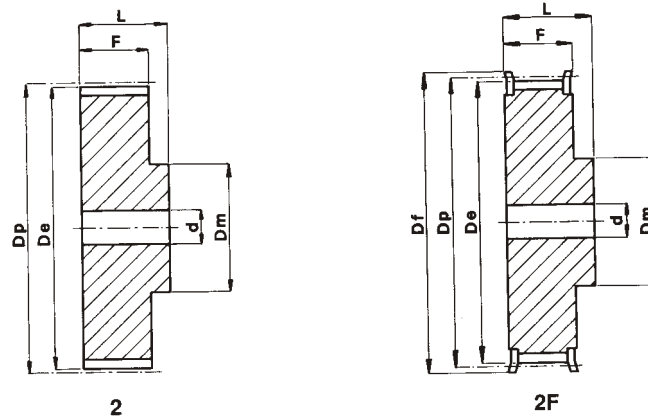


Timing Belt Pulleys

XL037

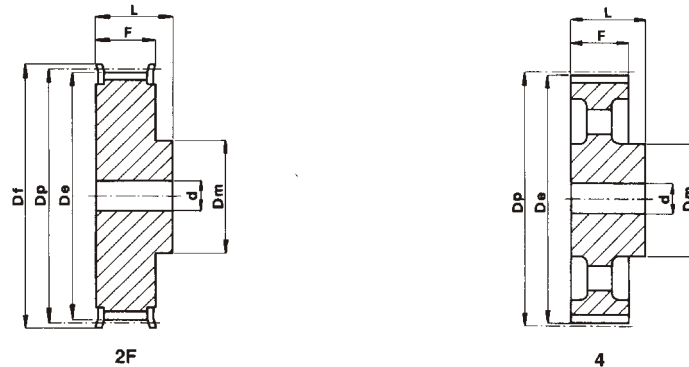


XL 037 PITCH 1/5" (5,08mm)

MATERIAL	CODE	TYPE	TEETH	Dp	De	Df	Dm	F	L	d	TYPE OF FLANGE	Kg.
ALUMINIUM	10XL 037	2F	10	16,17	15,66	23	10	14,3	20	-	201	0,01
	11XL 037	2F	11	17,79	17,28	23	10	14,3	20	-	201	0,01
	12XL 037	2F	12	19,40	18,90	25	10	14,3	20	-	203	0,01
	13XL 037	2F	13	21,02	20,51	25	10	14,3	20	-	203	0,01
	14XL 037	2F	14	22,64	23,13	28	16	14,3	20	-	204	0,02
	15XL 037	2F	15	24,25	23,75	28	16	14,3	20	-	204	0,02
	16XL 037	2F	16	25,87	25,36	32	16	14,3	20	-	205	0,03
	17XL 037	2F	17	27,49	26,98	32	20	14,3	20	-	205	0,03
	18XL 037	2F	18	29,11	28,60	36	20	14,3	20	-	206	0,04
	19XL 037	2F	19	30,72	30,21	36	20	14,3	22	-	206	0,04
	20XL 037	2F	20	32,34	31,83	38	25	14,3	22	-	207	0,05
	21XL 037	2F	21	33,96	33,45	38	25	14,3	22	-	207	0,05
	22XL 037	2F	22	35,57	35,07	42	25	14,3	22	-	208	0,06
	24XL 037	2F	24	38,81	38,30	44	30	14,3	22	-	209	0,06
	26XL 037	2F	26	42,04	41,53	48	30	14,3	22	8	210	0,09
	27XL 037	2F	27	43,66	43,15	48	34	14,3	22	8	210	0,09
	28XL 037	2F	28	45,28	44,77	51	34	14,3	22	8	211	0,10
	30XL 037	2F	30	48,51	48,00	54	38	14,3	22	8	212	0,12
	32XL 037	2F	32	51,74	51,24	57	38	14,3	25	8	213	0,12
	34XL 037	2F	34	54,98	54,47	60	38	14,3	25	8	214	0,13
	35XL 037	2F	35	56,60	56,09	63	38	14,3	25	8	215	0,14
	36XL 037	2	36	58,21	57,70	-	45	14,3	25	8	-	0,14
	38XL 037	2	38	61,45	60,94	-	45	14,3	25	8	-	0,15
	40XL 037	2	40	64,68	64,17	-	45	14,3	25	8	-	0,16
	42XL 037	2	42	67,91	67,41	-	45	14,3	25	8	-	0,18
	44XL 037	2	44	71,15	70,64	-	45	14,3	25	8	-	0,19
	48XL 037	2	48	77,62	77,11	-	45	14,3	25	10	-	0,19
	52XL 037	2	52	84,08	83,57	-	45	14,3	25	10	-	0,19
	60XL 037	2	60	97,02	96,51	-	45	14,3	25	10	-	0,22
	72XL 037	2	72	116,42	115,92	-	45	14,3	25	10	-	0,44

Timing Belt Pulleys

L050

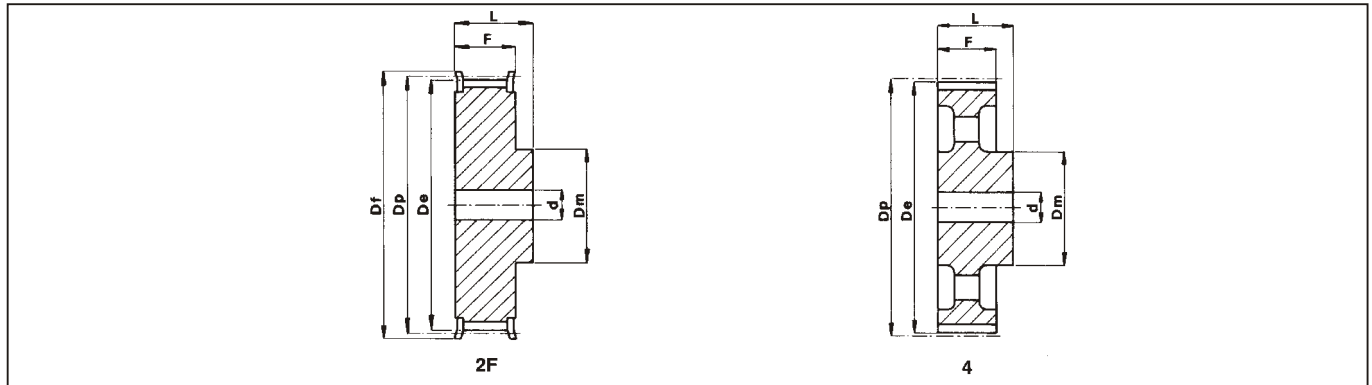


L 050 PITCH 3/8" (9,525mm)

MATERIAL	CODE	TYPE	TEETH	Dp	De	Df	Dm	F	L	d	TYPE OF FLANGE	Kg.	
STEEL	10L 050	2F	10	30,32	29,56	36	20	19,0	28	8	300	0,11	
	11L 050	2F	11	33,35	32,59	38	24	19,0	30	8	301	0,14	
	12L 050	2F	12	36,38	35,62	42	24	19,0	30	8	302	0,17	
	13L 050	2F	13	39,41	38,65	44	28	19,0	30	8	303	0,21	
	14L 050	2F	14	42,44	41,68	48	28	19,0	30	8	304	0,24	
	15L 050	2F	15	45,48	44,72	51	34	19,0	30	8	305	0,29	
	16L 050	2F	16	48,51	47,75	54	36	19,0	32	8	306	0,33	
	17L 050	2F	17	51,54	50,78	57	36	19,0	32	10	307	0,38	
	18L 050	2F	18	54,57	53,81	60	40	19,0	32	10	308	0,44	
	19L 050	2F	19	57,61	56,84	63	40	19,0	32	10	309	0,47	
	20L 050	2F	20	60,64	59,88	66	40	19,0	32	10	310	0,51	
	21L 050	2F	21	63,67	62,91	71	45	19,0	32	10	311	0,60	
	22L 050	2F	22	66,70	65,94	75	45	19,0	32	10	312	0,64	
	23L 050	2F	23	69,73	68,97	79	55	19,0	32	10	313	0,78	
	24L 050	2F	24	72,77	72,00	79	55	19,0	32	10	313	0,81	
	25L 050	2F	25	75,80	75,04	83	58	19,0	32	10	314	0,89	
	26L 050	2F	26	78,83	78,07	87	58	19,0	32	12	315	0,94	
	27L 050	2F	27	81,86	81,10	87	58	19,0	32	12	315	0,99	
	28L 050	2F	28	84,89	84,13	91	58	19,0	32	12	316	1,04	
	30L 050	2F	30	90,96	90,20	97	70	19,0	32	12	318	1,17	
	32L 050	2F	32	97,03	96,26	103	70	19,0	32	12	320	1,41	
	33L 050	2F	33	100,05	99,29	106	70	19,0	32	12	321	1,49	
	34L 050	2F	34	103,08	102,32	111	70	19,0	32	12	322	1,57	
	35L 050	2F	35	106,12	105,35	111	70	19,0	32	12	322	1,62	
	36L 050	2F	36	109,15	108,39	115	70	19,0	32	12	323	1,70	
	40L 050	2F	40	121,29	120,51	127	70	19,0	32	12	327	2,03	
	42L 050	2F	42	127,34	126,58	135	70	19,0	32	12	328	2,21	
	44L 050	2F	44	133,40	132,64	140	70	19,0	32	12	330	2,38	
	45L 050	2F	45	136,44	135,67	143	70	19,0	32	12	331	2,48	
	48L 050	2F	48	145,53	144,77	152	70	19,0	32	12	334	2,78	
	CAST IRON	50L 050	4	50	151,60	150,83	-	70	19,0	32	14	-	1,74
		52L 050	4	52	157,66	156,90	-	70	19,0	32	14	-	1,80
		56L 050	4	56	169,79	169,02	-	70	19,0	32	14	-	1,87
		57L 050	4	57	172,82	172,06	-	70	19,0	32	14	-	1,88
60L 050		4	60	181,91	181,15	-	75	19,0	42	14	-	2,41	
72L 050		4	72	218,29	217,53	-	75	19,0	42	14	-	2,82	
84L 050		4	84	254,68	253,92	-	75	19,0	42	14	-	3,08	
96L 050		4	96	291,06	290,30	-	75	19,0	42	14	-	3,42	

Timing Belt Pulleys

L075

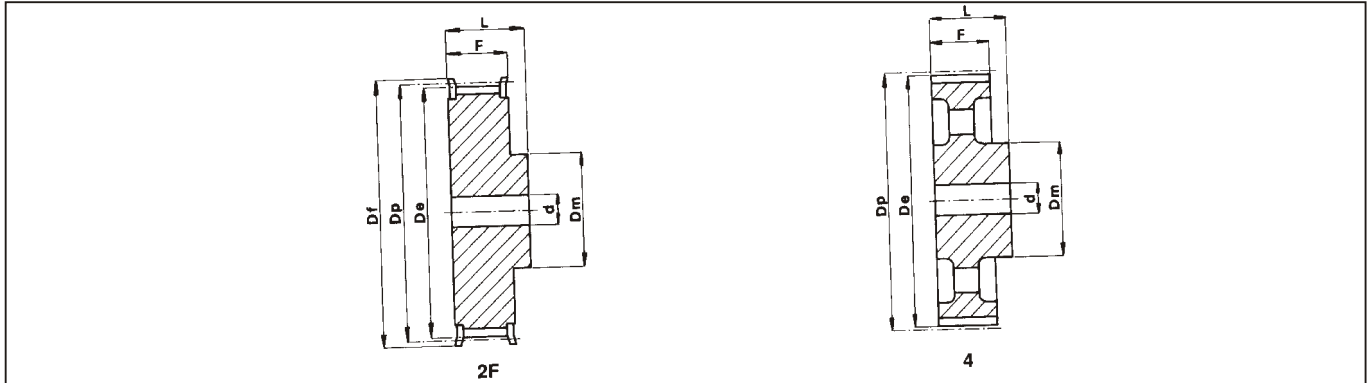


L 075 PITCH 3/8" (9,525mm)

MATERIAL	CODE	TYPE	TEETH	Dp	De	Df	Dm	F	L	d	TYPE OF FLANGE	Kg.	
STEEL	10L 075	2F	10	30,32	29,56	36	20	25,4	38	8	300	0,14	
	11L 075	2F	11	33,35	32,59	38	24	25,4	38	8	301	0,18	
	12L 075	2F	12	36,38	35,62	42	24	25,4	38	8	302	0,22	
	13L 075	2F	13	39,41	38,65	44	28	25,4	38	8	303	0,26	
	14L 075	2F	14	42,44	41,68	48	28	25,4	38	8	304	0,30	
	15L 075	2F	15	45,48	44,72	51	34	25,4	38	8	305	0,37	
	16L 075	2F	16	48,51	47,75	54	36	25,4	38	8	306	0,43	
	17L 075	2F	17	51,54	50,78	57	36	25,4	38	10	307	0,46	
	18L 075	2F	18	54,57	53,81	60	40	25,4	38	10	308	0,54	
	19L 075	2F	19	57,61	56,84	63	40	25,4	38	10	309	0,58	
	20L 075	2F	20	60,64	59,88	66	40	25,4	38	10	310	0,64	
	21L 075	2F	21	63,67	62,91	71	45	25,4	38	10	311	0,71	
	22L 075	2F	22	66,70	65,94	75	45	25,4	38	10	312	0,79	
	23L 075	2F	23	69,73	68,97	79	55	25,4	38	10	313	0,94	
	24L 075	2F	24	72,77	72,00	79	55	25,4	38	10	313	1,00	
	25L 075	2F	25	75,80	75,04	83	58	25,4	38	10	314	1,10	
	26L 075	2F	26	78,83	78,07	87	58	25,4	38	12	315	1,16	
	27L 075	2F	27	81,86	81,10	87	58	25,4	38	12	315	1,22	
	28L 075	2F	28	84,89	84,13	91	58	25,4	38	12	316	1,30	
	30L 075	2F	30	90,96	90,20	97	70	25,4	38	12	318	1,47	
	32L 075	2F	32	97,03	96,26	103	70	25,4	38	12	320	1,75	
	33L 075	2F	33	100,05	99,29	106	70	25,4	38	12	321	1,85	
	34L 075	2F	34	103,08	102,32	111	70	25,4	38	12	322	1,93	
	35L 075	2F	35	106,12	105,35	111	70	25,4	38	12	322	2,03	
	36L 075	2F	36	109,15	108,39	115	70	25,4	38	12	323	2,14	
	40L 075	2F	40	121,29	120,51	127	70	25,4	38	12	327	2,56	
	42L 075	2F	42	127,34	126,58	135	70	25,4	38	12	328	2,81	
	44L 075	2F	44	133,40	132,64	140	70	25,4	38	12	330	3,02	
	45L 075	2F	45	136,44	135,67	143	70	25,4	38	12	331	3,16	
	48L 075	2F	48	145,53	144,77	152	70	25,4	38	12	334	3,57	
	CAST IRON	50L 075	4	50	151,60	150,83	-	70	25,4	38	14	-	2,10
		52L 075	4	52	157,66	156,90	-	70	25,4	38	14	-	2,13
		56L 075	4	56	169,79	169,02	-	70	25,4	38	14	-	2,27
		57L 075	4	57	172,82	172,06	-	70	25,4	38	14	-	2,28
60L 075		4	60	181,91	181,15	-	75	25,4	45	14	-	2,70	
72L 075		4	72	218,29	217,53	-	75	25,4	45	14	-	3,19	
84L 075		4	84	254,68	253,92	-	75	25,4	45	14	-	3,64	
96L 075		4	96	291,06	290,30	-	75	25,4	45	14	-	4,04	

Timing Belt Pulleys

L100

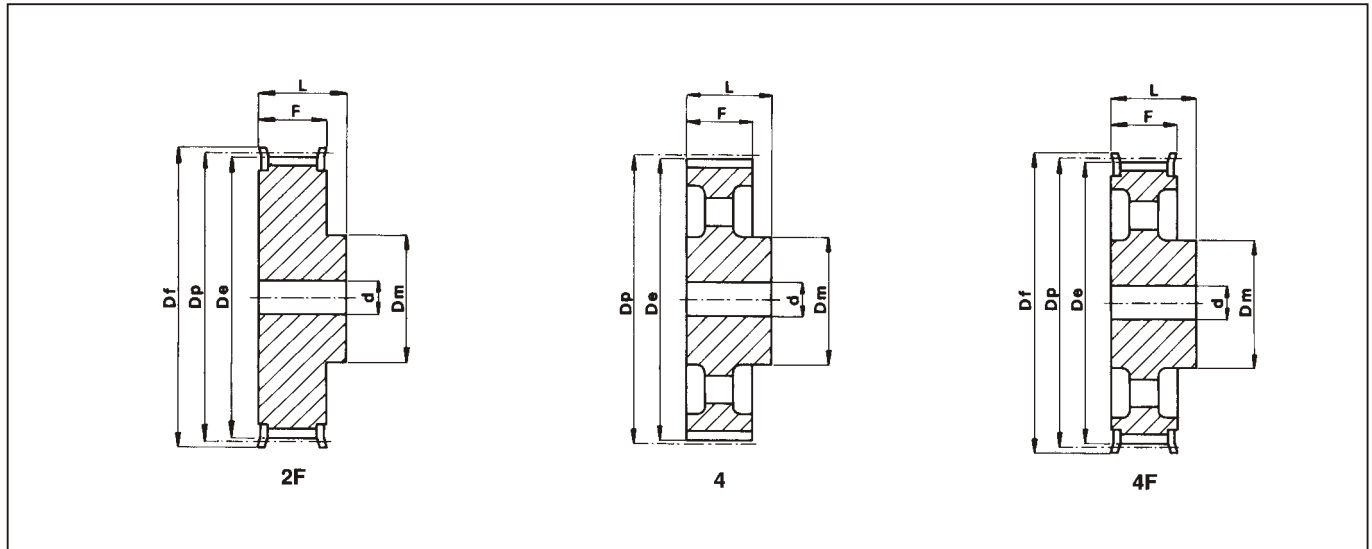


L 100 PITCH 3/8" (9,525mm)

MATERIAL	CODE	TYPE	TEETH	Dp	De	Df	Dm	F	L	d	TYPE OF FLANGE	Kg.	
STEEL	10L 100	2F	10	30,32	29,56	36	20	31,8	45	8	300	0,17	
	11L 100	2F	11	33,35	32,59	38	24	31,8	45	8	301	0,22	
	12L 100	2F	12	36,38	35,62	42	24	31,8	45	8	302	0,26	
	13L 100	2F	13	39,41	38,65	44	28	31,8	45	8	303	0,32	
	14L 100	2F	14	42,44	41,68	48	28	31,8	45	10	304	0,35	
	15L 100	2F	15	45,48	44,72	51	34	31,8	45	10	305	0,43	
	16L 100	2F	16	48,51	47,75	54	36	31,8	45	10	306	0,50	
	17L 100	2F	17	51,54	50,78	57	36	31,8	45	10	307	0,56	
	18L 100	2F	18	54,57	53,81	60	40	31,8	45	10	308	0,64	
	19L 100	2F	19	57,61	56,84	63	40	31,8	45	10	309	0,70	
	20L 100	2F	20	60,64	59,88	66	40	31,8	45	10	310	0,77	
	21L 100	2F	21	63,67	62,91	71	45	31,8	45	10	311	0,88	
	22L 100	2F	22	66,70	65,94	75	45	31,8	45	12	312	0,95	
	23L 100	2F	23	69,73	68,97	79	55	31,8	45	12	313	1,11	
	24L 100	2F	24	72,77	72,00	79	55	31,8	45	12	313	1,18	
	25L 100	2F	25	75,80	75,04	83	58	31,8	45	12	314	1,30	
	26L 100	2F	26	78,83	78,07	87	58	31,8	45	12	315	1,40	
	27L 100	2F	27	81,86	81,10	87	58	31,8	45	12	315	1,47	
	28L 100	2F	28	84,89	84,13	91	58	31,8	45	12	316	1,58	
	30L 100	2F	30	90,96	90,20	97	70	31,8	45	12	318	1,78	
	32L 100	2F	32	97,03	96,26	103	70	31,8	45	12	320	2,11	
	33L 100	2F	33	100,05	99,29	106	70	31,8	45	12	321	2,23	
	34L 100	2F	34	103,08	102,32	111	70	31,8	45	12	322	2,39	
	35L 100	2F	35	106,12	105,35	111	70	31,8	45	12	322	2,45	
	36L 100	2F	36	109,15	108,39	115	70	31,8	45	12	323	2,59	
	40L 100	2F	40	121,29	120,51	127	70	31,8	45	12	327	3,13	
	42L 100	2F	42	127,34	126,58	135	70	31,8	45	12	328	3,43	
	44L 100	2F	44	133,40	132,64	140	70	31,8	45	12	330	3,72	
	45L 100	2F	45	136,44	135,67	143	70	31,8	45	12	331	3,89	
	48L 100	2F	48	145,53	144,77	152	70	31,8	45	12	334	4,38	
	CAST IRON	50L 100	4	50	151,60	150,83	-	70	31,8	45	14	-	2,41
		52L 100	4	52	157,66	156,90	-	70	31,8	45	14	-	2,55
		56L 100	4	56	169,79	169,02	-	70	31,8	45	14	-	2,65
		57L 100	4	57	172,82	172,06	-	70	31,8	45	14	-	2,71
60L 100		4	60	181,91	181,15	-	75	31,8	45	14	-	3,11	
72L 100		4	72	218,29	217,53	-	75	31,8	45	14	-	3,65	
84L 100		4	84	254,68	253,92	-	75	31,8	45	14	-	4,12	
96L 100		4	96	291,06	290,30	-	75	31,8	45	14	-	4,60	

Timing Belt Pulleys

H075

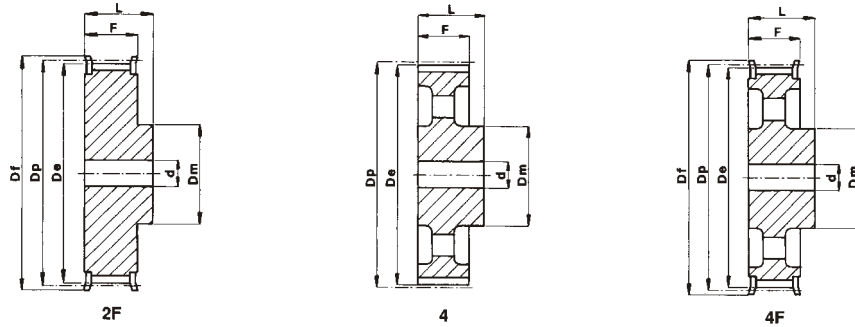


H075 PITCH 1/2" (12,7mm)

MATERIAL	CODE	TYPE	TEETH	Dp	De	Df	Dm	F	L	d	TYPE OF FLANGE	Kg.
STEEL	14H 075	2F	14	56,59	55,22	63	40	26,4	40	10	309	0,58
	15H 075	2F	15	60,64	59,27	66	45	26,4	40	10	310	0,69
	16H 075	2F	16	64,68	63,31	71	45	26,4	40	10	311	0,77
	17H 075	2F	17	68,72	67,35	75	45	26,4	40	12	312	0,84
	18H 075	2F	18	72,77	71,39	79	55	26,4	40	12	313	1,01
	19H 075	2F	19	76,81	75,44	83	60	26,4	40	12	314	1,15
	20H 075	2F	20	80,85	79,48	87	62	26,4	40	12	315	1,27
	21H 075	2F	21	84,89	83,52	91	65	26,4	40	12	316	1,41
	22H 075	2F	22	88,94	87,56	93	68	26,4	40	12	317	1,55
	23H 075	2F	23	92,98	91,61	97	72	26,4	40	12	318	1,71
	24H 075	2F	24	97,03	95,65	103	72	26,4	40	12	320	1,83
	25H 075	2F	25	101,06	99,69	106	72	26,4	40	12	321	1,96
	26H 075	2F	26	105,11	103,73	111	80	26,4	40	12	322	2,19
	27H 075	2F	27	109,15	107,78	115	80	26,4	40	12	323	2,32
	28H 075	2F	28	113,19	111,82	119	80	26,4	40	12	325	2,47
	30H 075	2F	30	121,29	119,90	127	80	26,4	40	14	327	2,76
	32H 075	2F	32	129,36	127,99	135	80	26,4	40	14	328	3,08
	33H 075	2F	33	133,40	132,03	140	80	26,4	40	14	330	3,25
	34H 075	2F	34	137,45	136,07	143	80	26,4	40	14	331	3,42
	35H 075	2F	35	141,49	140,12	148	80	26,4	40	14	333	3,61
36H 075	2F	36	145,53	144,16	152	80	26,4	40	14	334	3,79	
38H 075	2F	38	153,62	152,24	158	80	26,4	40	14	335	4,16	
40H 075	2F	40	161,70	160,33	168	80	26,4	40	14	338	4,58	
CAST IRON	44H 075	4F	44	177,87	176,50	184	80	26,4	40	18	339	2,57
	48H 075	4F	48	194,04	192,67	200	90	26,4	45	18	342	3,56
	50H 075	4	50	202,13	200,75	-	90	26,4	45	18	-	3,74

Timing Belts Pulleys

H100

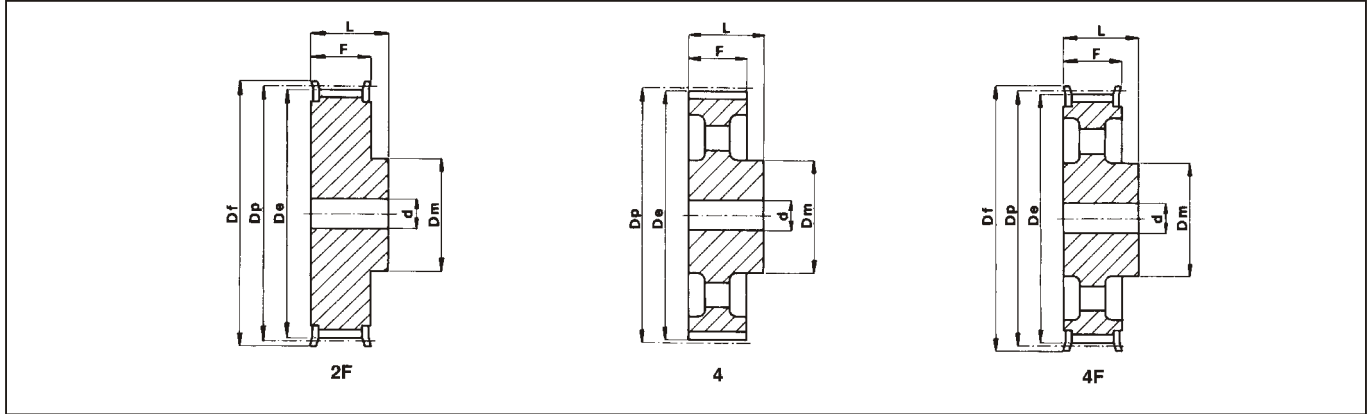


H 100 PITCH 1/2"(12,7mm)

MATERIAL	CODE	TYPE	TEETH	Dp	De	Df	Dm	F	L	d	TYPE OF FLANGE	Kg.
STEEL	14H 100	2F	14	56,59	55,22	63	40	31,8	45	12	309	0,65
	15H 100	2F	15	60,64	59,27	66	45	31,8	45	12	310	0,77
	16H 100	2F	16	64,68	63,31	71	45	31,8	45	12	311	0,87
	17H 100	2F	17	68,72	67,35	75	45	31,8	45	12	312	0,97
	18H 100	2F	18	72,77	71,39	79	55	31,8	45	12	313	1,16
	19H 100	2F	19	76,81	75,44	83	60	31,8	45	14	314	1,30
	20H 100	2F	20	80,85	79,48	87	62	31,8	45	14	315	1,44
	21H 100	2F	21	84,89	83,52	91	65	31,8	45	14	316	1,60
	22H 100	2F	22	88,94	87,56	93	68	31,8	45	14	317	1,76
	23H 100	2F	23	92,98	91,61	97	72	31,8	45	14	318	1,94
	24H 100	2F	24	97,03	95,65	103	72	31,8	45	14	320	2,09
	25H 100	2F	25	101,06	99,69	106	72	31,8	45	14	321	2,24
	26H 100	2F	26	105,11	103,73	111	80	31,8	45	14	322	2,49
	27H 100	2F	27	109,15	107,78	115	80	31,8	45	14	323	2,66
	28H 100	2F	28	113,19	111,82	119	80	31,8	45	14	325	2,83
	29H 100	2F	29	117,23	115,86	123	80	31,8	45	14	326	3,01
	30H 100	2F	30	121,29	119,90	127	80	31,8	45	14	327	3,19
	32H 100	2F	32	129,36	127,99	135	80	31,8	45	14	328	3,57
	33H 100	2F	33	133,40	132,03	140	80	31,8	45	14	330	3,79
	34H 100	2F	34	137,45	136,07	143	80	31,8	45	14	331	3,99
35H 100	2F	35	141,49	140,12	148	80	31,8	45	14	333	4,20	
36H 100	2F	36	145,53	144,16	152	80	31,8	45	14	334	4,44	
38H 100	2F	38	153,62	152,24	158	80	31,8	45	14	335	4,90	
40H 100	2F	40	161,70	160,33	168	80	31,8	45	14	338	5,39	
CAST IRON	44H 100	4F	44	177,87	176,50	184	80	31,8	50	18	339	3,37
	45H 100	4F	45	181,91	180,54	192	80	31,8	50	18	340	3,57
	48H 100	4F	48	194,04	192,67	200	90	31,8	50	18	342	4,10
	50H 100	4	50	202,13	200,75	-	90	31,8	50	18	-	4,24
	52H 100	4	52	210,21	208,84	-	90	31,8	50	18	-	4,32
	58H 100	4	58	234,47	233,09	-	90	31,8	50	18	-	4,61
	60H 100	4	60	242,55	241,18	-	100	31,8	50	18	-	5,30
	70H 100	4	70	282,98	281,61	-	100	31,8	55	18	-	6,13
	72H 100	4	72	291,06	289,69	-	120	31,8	55	18	-	7,47
	84H 100	4	84	339,57	338,20	-	120	31,8	55	18	-	8,52
	96H 100	4	96	388,08	386,71	-	120	31,8	60	18	-	10,25
	120H 100	4	120	485,10	483,73	-	120	31,8	60	18	-	13,09

Timing Belt Pulleys

H150

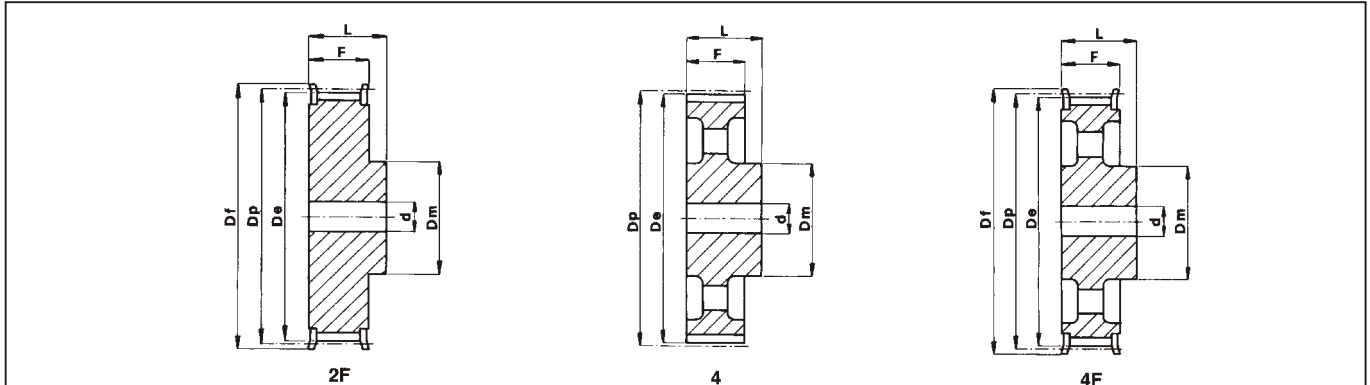


H 150 PITCH 1/2"(12,7mm)

MATERIAL	CODE	TYPE	TEETH	Dp	De	Df	Dm	F	L	d	TYPE OF FLANGE	Kg.
STEEL	14H 150	2F	14	56,59	55,22	63	40	46,0	58	18	309	0,81
	15H 150	2F	15	60,64	59,27	66	45	46,0	58	18	310	0,97
	16H 150	2F	16	64,68	63,31	71	45	46,0	58	18	311	1,11
	17H 150	2F	17	68,72	67,35	75	45	46,0	58	18	312	1,25
	18H 150	2F	18	72,77	71,39	79	55	46,0	58	18	313	1,48
	19H 150	2F	19	76,81	75,44	83	60	46,0	58	18	314	1,68
	20H 150	2F	20	80,85	79,48	87	62	46,0	58	18	315	1,88
	21H 150	2F	21	84,89	83,52	91	65	46,0	58	18	316	2,08
	22H 150	2F	22	88,94	87,56	93	68	46,0	58	18	317	2,30
	23H 150	2F	23	92,98	91,61	97	72	46,0	58	18	318	2,54
	24H 150	2F	24	97,03	95,65	103	72	46,0	58	18	320	2,75
	25H 150	2F	25	101,06	99,69	106	72	46,0	58	18	321	2,97
	26H 150	2F	26	105,11	103,73	111	80	46,0	58	18	322	3,29
	27H 150	2F	27	109,15	107,78	115	80	46,0	58	18	323	3,52
	28H 150	2F	28	113,19	111,82	119	80	46,0	58	18	325	3,78
	29H 150	2F	29	117,23	115,86	123	80	46,0	58	18	326	4,03
	30H 150	2F	30	121,29	119,90	127	80	46,0	58	18	327	4,29
	32H 150	2F	32	129,36	127,99	135	80	46,0	58	18	328	4,86
	33H 150	2F	33	133,40	132,03	140	80	46,0	58	18	330	5,15
	34H 150	2F	34	137,45	136,07	143	80	46,0	58	18	331	5,46
35H 150	2F	35	141,49	140,12	148	80	46,0	58	18	333	5,78	
36H 150	2F	36	145,53	144,16	152	80	46,0	58	18	334	6,09	
38H 150	2F	38	153,62	152,24	158	80	46,0	58	18	335	6,74	
40H 150	2F	40	161,70	160,33	168	80	46,0	58	18	338	7,46	
CAST IRON	44H 150	4F	44	177,87	176,50	184	80	46,0	58	18	339	4,29
	45H 150	4F	45	181,91	180,54	192	80	46,0	58	18	340	4,44
	48H 150	4F	48	194,04	192,67	200	90	46,0	65	18	342	5,41
	50H 150	4	50	202,13	200,75	-	90	46,0	65	18	-	5,59
	52H 150	4	52	210,21	208,84	-	90	46,0	65	18	-	5,79
	58H 150	4	58	234,47	233,09	-	90	46,0	65	18	-	6,15
	60H 150	4	60	242,55	241,18	-	100	46,0	65	18	-	7,08
	70H 150	4	70	282,98	281,61	-	100	46,0	65	24	-	7,77
	72H 150	4	72	291,06	289,69	-	120	46,0	65	24	-	9,70
	84H 150	4	84	339,57	338,20	-	120	46,0	65	24	-	10,99
	96H 150	4	96	388,08	386,71	-	120	46,0	65	24	-	12,24
	120H 150	4	120	485,10	483,73	-	120	46,0	65	24	-	16,17

Timing Belt Pulleys

H200

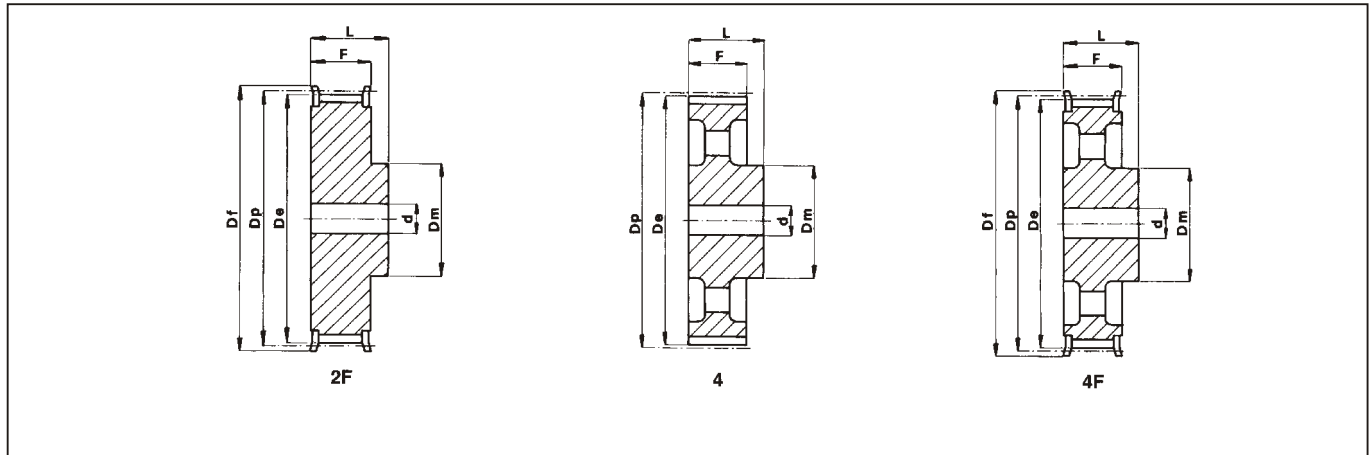


H 200 PITCH 1/2"(12,7mm)

MATERIAL	CODE	TYPE	TEETH	Dp	De	Df	Dm	F	L	d	TYPE OF FLANGE	Kg.
STEEL	14H 200	2F	14	56,59	55,22	63	40	58,7	70	18	309	1,10
	15H 200	2F	15	60,64	59,27	66	45	58,7	70	18	310	1,33
	16H 200	2F	16	64,68	63,31	71	45	58,7	70	18	311	1,54
	17H 200	2F	17	68,72	67,35	75	45	58,7	70	18	312	1,69
	18H 200	2F	18	72,77	71,39	79	50	58,7	70	18	313	1,95
	19H 200	2F	19	76,81	75,44	83	60	58,7	70	18	314	2,20
	20H 200	2F	20	80,85	79,48	87	62	58,7	70	18	315	2,44
	21H 200	2F	21	84,89	83,52	91	65	58,7	70	18	316	2,70
	22H 200	2F	22	88,94	87,56	93	68	58,7	70	18	317	2,97
	23H 200	2F	23	92,98	91,61	97	72	58,7	70	18	318	3,25
	24H 200	2F	24	97,03	95,65	103	72	58,7	70	18	320	3,56
	25H 200	2F	25	101,06	99,69	106	72	58,7	70	18	321	3,81
	26H 200	2F	26	105,11	103,73	111	80	58,7	70	18	322	4,18
	27H 200	2F	27	109,15	107,78	115	80	58,7	70	18	323	4,49
	28H 200	2F	28	113,19	111,82	119	80	58,7	70	18	325	4,81
	29H 200	2F	29	117,23	115,86	123	80	58,7	70	18	326	5,14
	30H 200	2F	30	121,29	119,90	127	80	58,7	70	18	327	5,47
	32H 200	2F	32	129,36	127,99	135	80	58,7	70	18	328	6,17
	33H 200	2F	33	133,40	132,03	140	80	58,7	70	18	330	6,56
	34H 200	2F	34	137,45	136,07	143	80	58,7	70	18	331	6,94
35H 200	2F	35	141,49	140,12	148	80	58,7	70	18	333	7,34	
36H 200	2F	36	145,53	144,16	152	80	58,7	70	18	334	7,75	
38H 200	2F	38	153,62	152,24	158	80	58,7	70	18	335	8,62	
40H 200	2F	40	161,70	160,33	168	80	58,7	70	18	338	9,50	
CAST IRON	44H 200	4F	44	177,87	176,50	184	80	58,7	70	18	339	5,14
	45H 200	4F	45	181,91	180,54	192	80	58,7	70	18	340	5,38
	48H 200	4F	48	194,04	192,67	200	90	58,7	75	24	342	6,29
	50H 200	4	50	202,13	200,75	-	90	58,7	75	24	-	6,68
	52H 200	4	52	210,21	208,84	-	90	58,7	75	24	-	6,81
	58H 200	4	58	234,47	233,09	-	90	58,7	75	24	-	7,26
	60H 200	4	60	242,55	241,18	-	100	58,7	75	24	-	8,25
	70H 200	4	70	282,98	281,61	-	100	58,7	75	28	-	9,20
	72H 200	4	72	291,06	289,69	-	120	58,7	75	28	-	11,09
	84H 200	4	84	339,57	338,20	-	120	58,7	75	28	-	12,63
	96H 200	4	96	388,08	386,71	-	120	58,7	75	28	-	14,51
	120H 200	4	120	485,10	483,73	-	120	58,7	75	28	-	19,15

Timing Belt Pulleys

H300

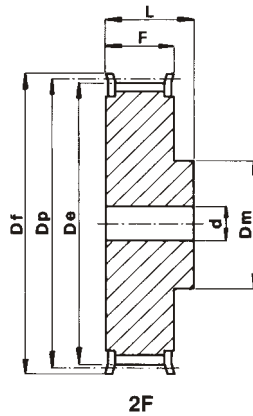


H 300 PITCH 1/2" (12,7mm)

MATERIAL	CODE	TYPE	TEETH	Dp	De	Df	Dm	F	L	d	TYPE OF FLANGE	Kg.
STEEL	14H 300	2F	14	56,59	55,22	63	40	85,7	100	18	309	1,64
	15H 300	2F	15	60,64	59,27	66	45	85,7	100	18	310	1,91
	16H 300	2F	16	64,68	63,31	71	45	85,7	100	18	311	2,16
	17H 300	2F	17	68,72	67,35	75	45	85,7	100	18	312	2,43
	18H 300	2F	18	72,77	71,39	79	55	85,7	100	18	313	2,80
	19H 300	2F	19	76,81	75,44	83	60	85,7	100	18	314	3,16
	20H 300	2F	20	80,85	79,48	87	62	85,7	100	18	315	3,50
	21H 300	2F	21	84,89	83,52	91	65	85,7	100	18	316	3,87
	22H 300	2F	22	88,94	87,56	93	68	85,7	100	18	317	4,26
	23H 300	2F	23	92,98	91,61	97	72	85,7	100	18	318	4,68
	24H 300	2F	24	97,03	95,65	103	72	85,7	100	18	320	5,08
	25H 300	2F	25	101,06	99,69	106	72	85,7	100	18	321	5,45
	26H 300	2F	26	105,11	103,73	111	80	85,7	100	18	322	6,01
	27H 300	2F	27	109,15	107,78	115	80	85,7	100	18	323	6,45
	28H 300	2F	28	113,19	111,82	119	80	85,7	100	18	325	6,91
	30H 300	2F	30	121,29	119,90	127	80	85,7	100	18	327	7,90
	32H 300	2F	32	129,36	127,99	135	80	85,7	100	18	328	8,92
	33H 300	2F	33	133,40	132,03	140	80	85,7	100	18	330	9,46
	34H 300	2F	34	137,45	136,07	143	80	85,7	100	18	331	10,04
	35H 300	2F	35	141,49	140,12	148	80	85,7	100	18	333	10,62
36H 300	2F	36	145,53	144,16	152	80	85,7	100	18	334	11,24	
38H 300	2F	38	153,62	152,24	158	80	85,7	100	18	335	12,44	
40H 300	2F	40	161,70	160,33	168	80	85,7	100	18	338	13,80	
CAST IRON	44H 300	4F	44	177,87	176,50	184	80	85,7	100	24	339	7,22
	48H 300	4F	48	194,04	192,67	200	90	85,7	100	24	342	8,60
	50H 300	4	50	202,13	200,75	-	90	85,7	100	24	-	8,99
	58H 300	4	58	234,47	233,09	-	90	85,7	100	24	-	10,04
	60H 300	4	60	242,55	241,18	-	100	85,7	100	24	-	11,18
	72H 300	4	72	291,06	289,69	-	120	85,7	100	28	-	15,07
	84H 300	4	84	339,57	338,20	-	120	85,7	100	28	-	16,97
	96H 300	4	96	388,08	386,71	-	120	85,7	100	28	-	19,86
	120H 300	4	120	485,10	483,73	-	120	85,7	100	28	-	25,91

Timing Belt Pulleys

XH200

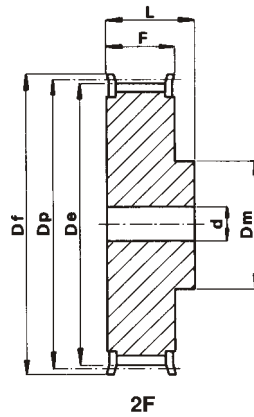


XH 200 PITCH 7/8" (22,22mm)

MATERIAL	CODE	TYPE	TEETH	Dp	De	Df	Dm	F	L	d	TYPE OF FLANGE	Kg.
STEEL	18 XH 200	2F	18	127,34	124,55	138	100	65	80	24	401	6,00
	19 XH 200	2F	19	134,41	131,62	146	100	65	80	24	402	6,60
	20 XH 200	2F	20	141,49	138,69	154	100	65	80	24	403	7,30
	21 XH 200	2F	21	148,56	145,77	160	110	65	80	24	404	8,73
	22 XH 200	2F	22	155,64	152,84	168	110	65	80	24	405	9,55
	24 XH 200	2F	24	169,79	166,99	183	120	65	80	24	406	11,47
	25 XH 200	2F	25	176,86	174,07	188	120	65	80	24	407	12,46
	26 XH 200	2F	26	183,93	181,14	198	120	65	80	24	409	13,47
	27 XH 200	2F	27	191,01	188,22	200	120	65	80	24	410	14,42
	28 XH 200	2F	28	198,09	195,29	211	120	65	80	24	411	15,44
	30 XH 200	2F	30	212,23	209,44	226	120	65	80	24	412	17,69
	32 XH 200	2F	32	226,38	223,59	240	120	65	80	24	414	19,95
	34 XH 200	2F	34	240,53	237,74	256	120	65	80	24	415	22,75

Timing Belt Pulleys

XH300

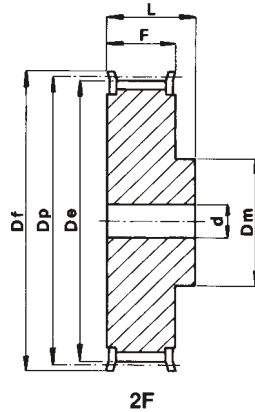


XH 300 PITCH 7/8"(22,22mm)

MATERIAL	CODE	TYPE	TEETH	Dp	De	Df	Dm	F	L	d	TYPE OF FLANGE	Kg.
STEEL	18 XH 300	2F	18	127,34	124,55	138	100	92	110	28	401	8,90
	19 XH 300	2F	19	134,41	131,62	146	100	92	110	28	402	9,20
	20 XH 300	2F	20	141,49	138,69	154	100	92	110	28	403	10,61
	21 XH 300	2F	21	148,56	145,77	160	110	92	110	28	404	11,87
	22 XH 300	2F	22	155,64	152,84	168	110	92	110	28	405	13,08
	24 XH 300	2F	24	169,79	166,99	183	120	92	110	28	406	15,77
	25 XH 300	2F	25	176,86	174,07	188	120	92	110	28	407	17,13
	26 XH 300	2F	26	183,93	181,14	198	120	92	110	28	409	18,55
	27 XH 300	2F	27	191,01	188,22	200	120	92	110	28	410	19,90
	28 XH 300	2F	28	198,09	195,29	211	150	92	110	28	411	22,27
	30 XH 300	2F	30	212,23	209,44	226	150	92	110	28	412	25,39
	32 XH 300	2F	32	226,38	223,59	240	150	92	110	28	414	28,73
	34 XH 300	2F	34	240,53	237,74	256	150	92	110	28	415	34,20

Timing Belt Pulleys

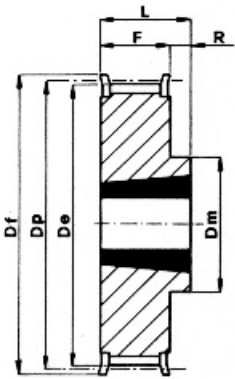
XH400



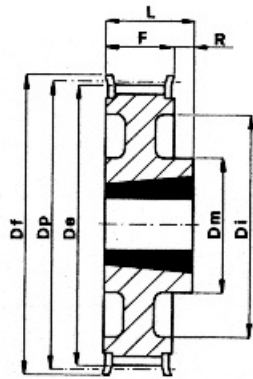
XH 400 PITCH 7/8" (22,22mm)

MATERIAL	CODE	TYPE	TEETH	Dp	De	Df	Dm	F	L	d	TYPE OF FLANGE	Kg.
STEEL	18 XH 400	2F	18	127,34	124,55	138	100	119	132	32	401	9,60
	19 XH 400	2F	19	134,41	131,62	146	100	119	132	32	402	10,80
	20 XH 400	2F	20	141,49	138,69	154	100	119	132	32	403	12,87
	21 XH 400	2F	21	148,56	145,77	160	110	119	132	32	404	14,42
	22 XH 400	2F	22	155,64	152,84	168	110	119	132	32	405	15,44
	24 XH 400	2F	24	169,79	166,99	183	120	119	132	32	406	19,22
	25 XH 400	2F	25	176,86	174,07	188	120	119	132	32	407	21,05
	26 XH 400	2F	26	183,93	181,14	198	120	119	132	32	409	22,80
	27 XH 400	2F	27	191,01	188,22	200	120	119	132	32	410	24,66
	28 XH 400	2F	28	198,09	195,29	211	150	119	132	32	411	27,23
	30 XH 400	2F	30	212,23	209,44	226	150	119	132	32	412	31,30
	32 XH 400	2F	32	226,38	223,59	240	150	119	132	32	414	35,20
	34 XH 400	2F	34	240,53	237,74	256	150	119	132	32	415	40,00

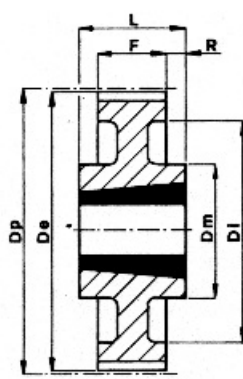
Timing Belt Pulleys For Taper Bushes



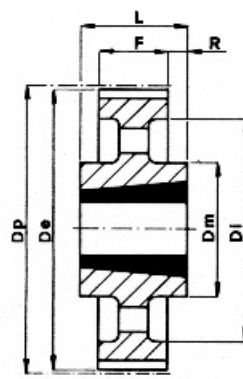
10F



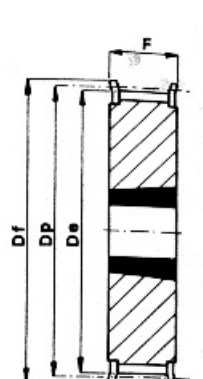
11F



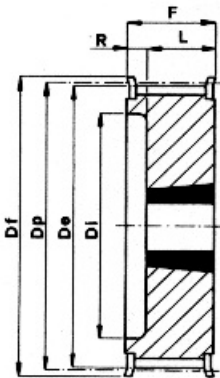
13



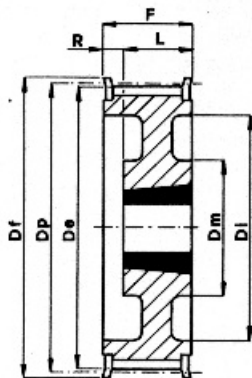
14



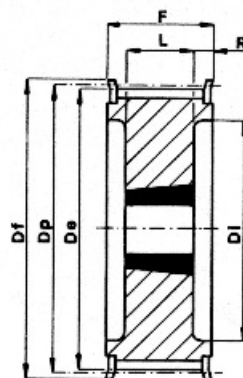
15F



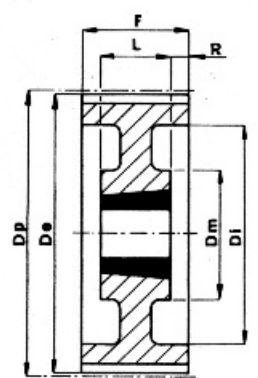
16F



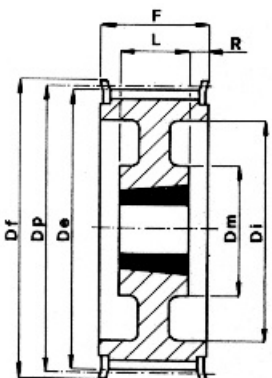
17F



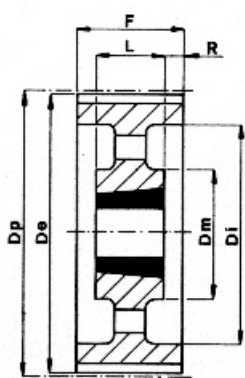
18F



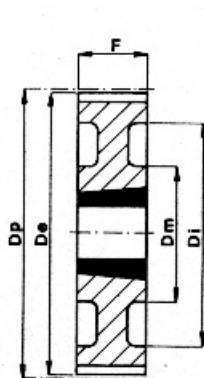
19



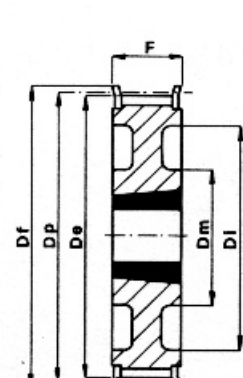
19F



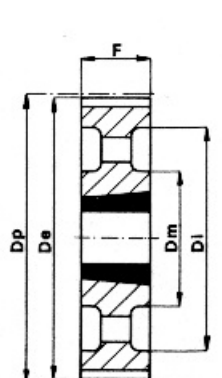
20



21



21F



22

Timing Belt Pulleys For Taper Bushes

L050



L 050 PITCH 3/8" (9,525mm)

MATERIAL	CODE	TYPE	TEETH	BUSH	MAX BORE	Dp	De	Df	Dm	Di	F	L	R	TYPE OF FLANGE	Kg
STEEL	TL 18L 050	10F	18	1108	28	54,57	53,81	60	44	-	19,0	22,0	3	308	0,20
	TL 19L 050	10F	19	1108	28	57,61	56,84	63	44	-	19,0	22,0	3	309	0,23
	TL 20L 050	10F	20	1108	28	60,64	59,88	66	48	-	19,0	22,0	3	310	0,27
	TL 21L 050	10F	21	1108	28	63,67	62,91	71	48	-	19,0	22,0	3	311	0,30
	TL 22L 050	10F	22	1108	28	66,70	65,94	75	51	-	19,0	22,0	3	312	0,34
	TL 23L 050	10F	23	1108	28	69,73	68,97	79	54	-	19,0	22,0	3	313	0,40
	TL 24L 050	10F	24	1108	28	72,77	72,00	79	54	-	19,0	22,0	3	313	0,45
	TL 25L 050	10F	25	1108	28	75,80	75,04	83	56	-	19,0	22,0	3	314	0,50
	TL 26L 050	10F	26	1108	28	78,83	78,07	87	60	-	19,0	22,0	3	315	0,55
	TL 27L 050	10F	27	1108	28	81,86	81,10	87	62	-	19,0	22,0	3	315	0,60
	TL 28L 050	10F	28	1108	28	84,89	84,13	91	65	-	19,0	22,0	3	316	0,65
	TL 30L 050	10F	30	1108	28	90,96	90,20	97	70	-	19,0	22,0	3	318	0,80
	TL 32L 050	10F	32	1108	28	97,02	96,26	103	74	-	19,0	22,0	3	320	0,98
	TL 36L 050	10F	36	1108	28	109,15	108,39	115	85	-	19,0	22,0	3	323	1,20
	TL 40L 050	10F	40	1610	42	121,28	120,51	127	97	-	19,0	25,0	6	327	1,40
	TL 48L 050	11F	48	1610	42	145,53	144,77	152	88	120	19,0	25,0	6	334	2,30
TL 60L 050	13	60	1610	42	181,91	181,15	-	92	166	19,0	25,0	3	-	2,20	
CAST IRON	TL 72L 050	14	72	1610	42	218,30	217,53	-	92	202	19,0	25,0	3	-	2,10
	TL 84L 050	14	84	1610	42	254,68	253,90	-	92	236	19,0	25,0	3	-	2,46
	TL 96L 050	14	96	2012	50	291,06	290,30	-	106	270	19,0	32,0	6,5	-	3,36
	TL120L050	14	120	2012	50	363,83	363,07	-	106	343	19,0	32,0	6,5	-	4,44

Timing Belt Pulleys For Taper Bushes

L075 L100

L 075 PITCH 3/8" (9,525mm)

MATERIAL	CODE	TYPE	TEETH	BUSH	MAX BORE	Dp	De	Df	Dm	Di	F	L	R	TYPE OF FLANGE	Kg
STEEL	TL 18L 075	15F	18	1108	28	54,57	53,81	60	-	-	25,0	25,0	-	308	0,25
	TL 19L 075	15F	19	1108	28	57,61	56,84	63	-	-	25,0	25,0	-	309	0,32
	TL 20L 075	15F	20	1108	28	60,64	59,88	66	-	-	25,0	25,0	-	310	0,35
	TL 21L 075	15F	21	1108	28	63,67	62,91	71	-	-	25,0	25,0	-	311	0,40
	TL 22L 075	15F	22	1108	28	66,70	65,94	75	-	-	25,0	25,0	-	312	0,44
	TL 23L 075	15F	23	1108	28	69,73	68,97	79	-	-	25,0	25,0	-	313	0,48
	TL 24L 075	15F	24	1108	28	72,77	72,00	79	-	-	25,0	25,0	-	313	0,55
	TL 25L 075	15F	25	1108	28	75,80	75,04	83	-	-	25,0	25,0	-	314	0,63
	TL 26L 075	15F	26	1108	28	78,83	78,07	87	-	-	25,0	25,0	-	315	0,66
	TL 27L 075	15F	27	1108	28	81,86	81,10	87	-	-	25,0	25,0	-	315	0,70
	TL 28L 075	15F	28	1108	28	84,89	84,13	91	-	-	25,0	25,0	-	316	0,72
	TL 30L 075	15F	30	1108	28	90,96	90,20	97	-	-	25,0	25,0	-	318	0,93
	TL 32L 075	15F	32	1108	28	97,02	96,26	103	-	-	25,0	32,0	-	320	1,10
	TL 36L 075	15F	36	1610	42	109,15	108,39	115	-	-	25,0	25,0	-	323	1,20
	TL 40L 075	15F	40	1610	42	121,28	120,51	127	-	-	25,0	25,0	-	327	1,70
	TL 48L 075	21F	48	1610	42	145,53	144,77	152	92	120	25,0	25,0	-	334	2,60
TL 60L 075	21	60	1610	42	181,91	181,15	-	92	166	25,0	25,0	-	-	3,00	
CAST IRON	TL 72L 075	22	72	1610	42	218,30	217,53	-	92	202	25,0	25,0	-	-	2,33
	TL 84L 075	14	84	2012	50	254,68	253,90	-	106	236	25,0	32,0	3,5	-	3,55
	TL 96L 075	14	96	2012	50	291,06	290,30	-	106	270	25,0	32,0	3,5	-	3,95
	TL120L075	14	120	2012	50	363,83	363,07	-	106	343	25,0	32,0	3,5	-	5,61

L 100 PITCH 3/8"

MATERIAL	CODE	TYPE	TEETH	BUSH	MAX BORE	Dp	De	Df	Dm	Di	F	L	R	TYPE OF FLANGE	Kg
STEEL	TL 18L 100	16F	18	1108	28	54,57	53,81	60	-	38	31,0	22,0	9,0	308	0,20
	TL 19L 100	16F	19	1108	28	57,61	56,84	63	-	38	31,0	22,0	9,0	309	0,32
	TL 20L 100	16F	20	1108	28	60,64	59,88	66	-	45	31,0	22,0	9,0	310	0,41
	TL 21L 100	16F	21	1108	28	63,67	62,91	71	-	45	31,0	22,0	9,0	311	0,45
	TL 22L 100	16F	22	1108	28	66,70	65,94	75	-	48	31,0	22,0	9,0	312	0,47
	TL 23L 100	16F	23	1108	28	69,73	68,97	79	-	52	32,0	22,0	10,0	313	0,50
	TL 24L 100	16F	24	1108	28	72,77	72,00	79	-	52	32,0	22,0	10,0	313	0,64
	TL 25L 100	16F	25	1108	28	75,80	75,04	83	-	54	32,0	22,0	10,0	314	0,68
	TL 26L 100	16F	26	1108	28	78,83	78,07	87	-	60	32,0	22,0	10,0	315	0,70
	TL 27L 100	16F	27	1108	28	81,86	81,10	87	-	60	32,0	22,0	10,0	315	0,83
	TL 28L 100	16F	28	1108	28	84,89	84,13	91	-	65	32,0	22,0	10,0	316	0,85
	TL 30L 100	16F	30	1210	32	90,96	90,20	97	-	71	32,0	25,0	7,0	318	0,90
	TL 32L 100	16F	32	1210	32	97,02	96,26	103	-	75	32,0	25,0	7,0	320	1,05
	TL 36L 100	16F	36	1610	42	109,15	108,39	115	-	86	32,0	25,0	7,0	323	1,40
	TL 40L 100	16F	40	1610	42	121,28	120,51	127	-	96	32,0	25,0	7,0	327	1,65
	TL 48L 100	17F	48	1610	42	145,53	144,77	152	92	120	32,0	25,0	7,0	334	2,80
TL 60L 100	19	60	1610	42	181,91	181,15	-	92	166	32,0	25,0	3,5	-	2,70	
CAST IRON	TL 72L 100	22	72	2012	50	218,30	217,53	-	106	202	32,0	32,0	-	-	2,96
	TL 84L 100	22	84	2012	50	254,68	253,90	-	106	236	32,0	32,0	-	-	3,87
	TL 96L 100	22	96	2012	50	291,06	290,30	-	106	270	32,0	32,0	-	-	4,64
	TL120L100	22	120	2012	50	363,83	363,07	-	106	343	32,0	32,0	-	-	6,37

Timing Belt Pulleys For Taper Bushes

H100 H150

H 100 PITCH 1/2"(12,7mm)

MATERIAL	CODE	TYPE	TEETH	BUSH	MAX BORE	Dp	De	Df	Dm	Di	F	L	R	TYPE OF FLANGE	Kg
STEEL	TL 16H 100	16F	16	1108	28	64,68	63,31	71	-	45	31,0	22,0	9,0	311	0,42
	TL 18H 100	16F	18	1210	32	72,77	71,39	79	-	52	31,0	25,0	6,0	313	0,49
	TL 19H 100	16F	19	1210	32	76,81	75,44	83	-	56	31,0	25,0	6,0	314	0,62
	TL 20H 100	16F	20	1210	32	80,85	79,48	87	-	60	31,0	25,0	6,0	315	0,73
	TL 21H 100	16F	21	1210	32	84,89	83,52	91	-	64	32,0	25,0	7,0	316	0,80
	TL 22H 100	16F	22	1210	32	88,94	87,56	93	-	67	32,0	25,0	7,0	317	0,94
	TL 23H 100	16F	23	1610	42	92,98	91,61	97	-	70	32,0	25,0	7,0	318	0,97
	TL 24H 100	16F	24	1610	42	97,02	95,65	103	-	73,5	32,0	25,0	7,0	320	1,05
	TL 25H 100	16F	25	1610	42	101,06	99,69	106	-	77	32,0	25,0	7,0	321	1,10
	TL 26H 100	16F	26	1610	42	105,11	103,73	111	-	82	32,0	25,0	7,0	322	1,20
	TL 27H 100	16F	27	1610	42	109,15	107,78	115	-	85	32,0	25,0	7,0	323	1,35
	TL 28H 100	16F	28	1610	42	113,19	111,82	119	-	90,5	32,0	25,0	7,0	325	1,50
	TL 30H 100	16F	30	1610	42	121,28	119,90	127	-	98	32,0	25,0	7,0	327	1,78
	TL 32H 100	17F	32	1610	42	129,36	127,99	135	90	106	32,0	25,0	7,0	328	2,05
	TL 36H 100	17F	36	1610	42	145,53	144,16	152	92	121	32,0	25,0	7,0	334	2,80
TL 40H 100	17F	40	1610	42	161,70	160,33	168	92	138	32,0	25,0	7,0	338	3,65	
TL 44H 100	21F	44	2012	50	177,87	176,50	184	106	152	32,0	32,0	-	339	3,86	
TL 48H 100	21F	48	2012	50	194,04	192,67	200	106	169	32,0	32,0	-	342	4,20	
CAST IRON	TL 60H 100	20	60	2012	50	242,55	241,18	-	106	223	34,0	32,0	1,0	-	3,76
	TL 72H 100	20	72	2012	50	291,06	289,69	-	106	270	34,0	32,0	1,0	-	4,88
	TL 84H 100	20	84	2012	50	339,57	338,20	-	106	320	34,0	32,0	1,0	-	6,12
	TL 96H 100	14	96	2517	60	388,08	386,71	-	119	366	34,0	45,0	5,5	-	7,95
	TL120H100	14	120	2517	60	485,10	483,73	-	119	462	34,0	45,0	5,5	-	10,05

H 150 PITCH 1/2"

MATERIAL	CODE	TYPE	TEETH	BUSH	MAX BORE	Dp	De	Df	Dm	Di	F	L	R	TYPE OF FLANGE	Kg
STEEL	TL 18H 150	16F	18	1210	32	72,77	71,39	79	-	52	45,0	25,0	20,0	313	0,60
	TL 19H 150	16F	19	1210	32	76,81	75,44	83	-	56	45,0	25,0	20,0	314	0,72
	TL 20H 150	16F	20	1210	32	80,85	79,48	87	-	60	45,0	25,0	20,0	315	0,83
	TL 21H 150	16F	21	1210	32	84,89	83,52	91	-	64	45,0	25,0	20,0	316	1,00
	TL 22H 150	16F	22	1210	32	88,94	87,56	93	-	67	45,0	25,0	20,0	317	1,25
	TL 23H 150	16F	23	1610	42	92,98	91,61	97	-	70	45,0	25,0	20,0	318	1,05
	TL 24H 150	16F	24	1610	42	97,02	95,65	103	-	73,5	45,0	25,0	20,0	320	1,10
	TL 25H 150	16F	25	1610	42	101,06	99,69	106	-	77	45,0	25,0	20,0	321	1,30
	TL 26H 150	16F	26	1610	42	105,11	103,73	111	-	82	45,0	25,0	20,0	322	1,42
	TL 27H 150	16F	27	1610	42	109,15	107,78	115	-	85	45,0	25,0	20,0	323	1,65
	TL 28H 150	16F	28	1610	42	113,19	111,82	119	-	90,5	45,0	25,0	20,0	325	1,88
	TL 30H 150	16F	30	1610	42	121,28	119,90	127	-	98	45,0	25,0	20,0	327	2,05
	TL 32H 150	17F	32	1610	42	129,36	127,99	135	90	106	45,0	25,0	20,0	328	2,35
	TL 36H 150	17F	36	1610	42	145,53	144,16	152	92	121	45,0	25,0	20,0	334	3,20
	TL 40H 150	17F	40	1610	42	161,70	160,33	168	92	138	45,0	25,0	20,0	338	4,10
TL 44H 150	17F	44	2012	50	177,87	176,50	184	106	152	45,0	32,0	13,0	339	4,50	
TL 48H 150	17F	48	2012	50	194,04	192,67	200	106	169	45,0	32,0	13,0	342	4,80	
CAST IRON	TL 60H 150	20	60	2012	50	242,55	241,18	-	106	223	46,0	32,0	7,0	-	4,51
	TL 72H 150	20	72	2012	50	291,06	289,69	-	106	270	46,0	32,0	7,0	-	6,16
	TL 84H 150	20	84	2012	50	339,57	338,20	-	106	320	46,0	32,0	7,0	-	7,40
	TL 96H 150	20	96	2517	60	388,08	386,71	-	119	366	46,0	45,0	0,5	-	9,87
	TL120H150	20	120	2517	60	485,10	483,73	-	119	462	46,0	45,0	0,5	-	13,50

Timing Belt Pulleys For Taper Bushes

H200 H300

H 200 PITCH 1/2"(12,7mm)

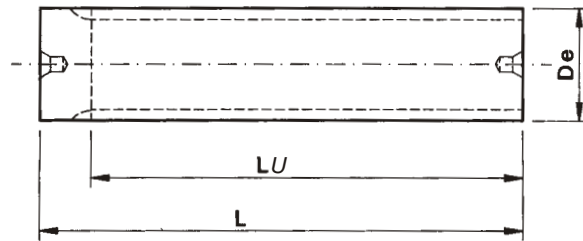
MATERIAL	CODE	TYPE	TEETH	BUSH	MAX BORE	Dp	De	Df	Dm	Di	F	L	R	TYPE OF FLANGE	Kg
STEEL	TL 18H 200	16F	18	1210	32	72,77	71,39	79	-	52	58,0	25,0	33,0	313	0,84
	TL 19H 200	16F	19	1210	32	76,81	75,44	83	-	56	58,0	25,0	33,0	314	0,96
	TL 20H 200	16F	20	1610	42	80,85	79,48	87	-	60	58,0	25,0	33,0	315	0,93
	TL 21H 200	16F	21	1610	42	84,89	83,52	91	-	64	58,0	25,0	33,0	316	1,07
	TL 22H 200	16F	22	1610	42	88,94	87,56	93	-	67	58,0	25,0	33,0	317	1,25
	TL 23H 200	16F	23	1610	42	92,98	91,61	97	-	70	58,0	25,0	33,0	318	1,40
	TL 24H 200	16F	24	1610	42	97,02	95,65	103	-	73,5	58,0	25,0	33,0	320	1,55
	TL 25H 200	16F	25	1610	42	101,06	99,69	106	-	77	58,0	25,0	33,0	321	1,71
	TL 26H 200	16F	26	1610	42	105,11	103,73	111	-	82	58,0	25,0	33,0	322	1,84
	TL 27H 200	16F	27	1610	42	109,15	107,78	115	-	85	58,0	25,0	33,0	323	2,06
	TL 28H 200	16F	28	1610	42	113,19	111,82	119	-	90,5	58,0	25,0	33,0	325	2,17
	TL 30H 200	16F	30	1610	42	121,28	119,90	127	-	98	58,0	25,0	33,0	327	2,60
	TL 32H 200	16F	32	2012	50	129,36	127,99	135	-	106	58,0	32,0	26,0	328	2,95
	TL 36H 200	17F	36	2012	50	145,53	144,16	152	102	121	58,0	32,0	26,0	334	3,62
	TL 40H 200	17F	40	2012	50	161,70	160,33	168	106	138	58,0	32,0	26,0	338	4,33
TL 44H 200	17F	44	2012	50	177,87	176,50	184	106	152	58,0	32,0	26,0	339	5,33	
TL 48H 200	17F	48	2517	60	194,04	192,67	200	119	169	58,0	45,0	13,0	342	6,47	
CAST IRON	TL 60H 200	20	60	2517	60	242,55	241,18	-	119	223	60,0	45,0	7,5	-	5,86
	TL 72H 200	20	72	2517	60	291,06	289,69	-	119	270	60,0	45,0	7,5	-	7,42
	TL 84H 200	20	84	2517	60	339,57	338,20	-	119	320	60,0	45,0	7,5	-	8,73
	TL 96H 200	20	96	2517	60	388,08	386,71	-	119	366	60,0	45,0	7,5	-	10,83
	TL120H200	20	120	2517	60	485,10	483,73	-	119	462	60,0	45,0	7,5	-	14,95

H 300 PITCH 1/2"

MATERIAL	CODE	TYPE	TEETH	BUSH	MAX BORE	Dp	De	Df	Dm	Di	F	L	R	TYPE OF FLANGE	Kg
STEEL	TL 20H 300	18F	20	1615	42	80,85	79,48	87	-	64,5	84,0	38,0	23,0	315	1,22
	TL 21H 300	18F	21	1615	42	84,89	83,52	91	-	65	84,0	38,0	23,0	316	1,52
	TL 22H 300	18F	22	1615	42	88,94	87,56	93	-	67	84,0	38,0	23,0	317	1,80
	TL 23H 300	18F	23	1615	42	92,98	91,61	97	-	70	84,0	38,0	23,0	318	2,04
	TL 24H 300	18F	24	1615	42	97,02	95,65	103	-	73,5	84,0	38,0	23,0	320	2,29
	TL 25H 300	18F	25	1615	42	101,06	99,69	106	-	77	84,0	38,0	23,0	321	2,54
	TL 26H 300	18F	26	1615	42	105,11	103,73	111	-	82	84,0	38,0	23,0	322	2,73
	TL 27H 300	18F	27	2012	50	109,15	107,78	115	-	85	84,0	32,0	26,0	323	2,54
	TL 28H 300	18F	28	2012	50	113,19	111,82	119	-	90,5	84,0	32,0	26,0	325	2,68
	TL 30H 300	18F	30	2012	50	121,28	119,90	127	-	98	84,0	32,0	26,0	327	3,21
	TL 32H 300	18F	32	2517	60	129,36	127,99	135	-	106	84,0	45,0	19,5	328	3,58
	TL 36H 300	18F	36	2517	60	145,53	144,16	152	-	121	84,0	45,0	19,5	334	4,99
	TL 40H 300	18F	40	2517	60	161,70	160,33	168	-	138	84,0	45,0	19,5	338	6,50
	TL 44H 300	19F	44	2517	60	177,87	176,50	184	119	152	86,0	45,0	20,5	339	7,55
	TL 48H 300	19F	48	2517	60	194,04	192,67	200	119	169	86,0	45,0	20,5	342	8,66
CAST IRON	TL 60H 300	20	60	2517	60	242,55	241,18	-	119	223	86,0	45,0	20,5	-	7,42
	TL 72H 300	20	72	2517	60	291,06	289,69	-	119	270	86,0	45,0	20,5	-	9,33
	TL 84H 300	20	84	2517	60	339,57	338,20	-	119	320	86,0	45,0	20,5	-	11,19
	TL 96H 300	20	96	3030	75	388,08	386,71	-	150	362	86,0	76,0	5,0	-	17,96
	TL120H300	20	120	3030	75	485,10	483,73	-	150	460	86,0	76,0	5,0	-	22,23

Standard Toothed Bars

XL
L



XL PITCH 1/5" (5,08mm)

CODE	TEETH	De	LU	L
XL 10	10	15,66	140	140
XL 11	11	17,28	140	140
XL 12	12	18,90	140	140
XL 13	13	20,51	140	140
XL 14	14	22,13	140	140
XL 15	15	23,75	140	140
XL 16	16	25,36	140	140
XL 17	17	26,98	140	140
XL 18	18	28,60	140	140
XL 19	19	30,22	140	140
XL 20	20	31,83	140	140
XL 21	21	33,45	160	160
XL 22	22	35,07	160	160
XL 23	23	36,60	160	160
XL 24	24	38,30	160	160
XL 25	25	39,92	160	160
XL 26	26	41,53	160	160
XL 27	27	43,15	160	160
XL 28	28	44,77	160	160
XL 29	29	46,39	160	160
XL 30	30	48,00	160	160
XL 32	32	51,24	160	160
XL 33	33	52,85	160	160
XL 34	34	54,47	160	160
XL 35	35	56,09	160	160
XL 36	36	57,70	160	160
XL 38	38	60,94	160	160
XL 39	39	62,56	160	160
XL 40	40	64,17	160	160
XL 41	41	65,79	160	160
XL 42	42	67,41	160	160
XL 43	43	69,02	160	160
XL 44	44	70,64	160	160
XL 48	48	77,11	160	160
XL 56	56	90,04	160	160
XL 60	60	96,51	160	160
XL 72	72	115,92	160	160

MATERIAL:ALUMINIUM

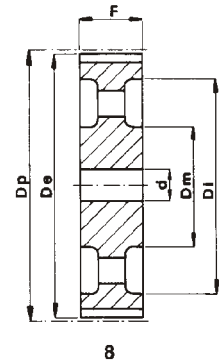
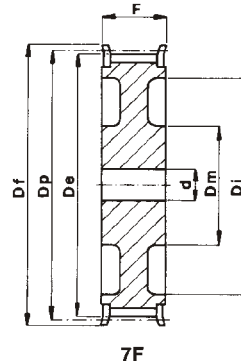
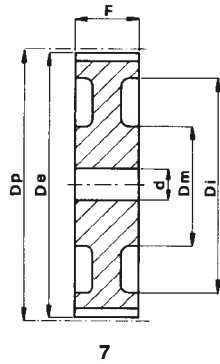
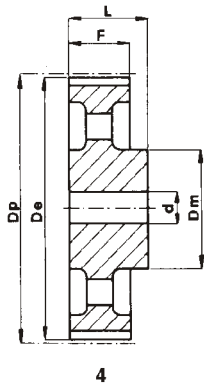
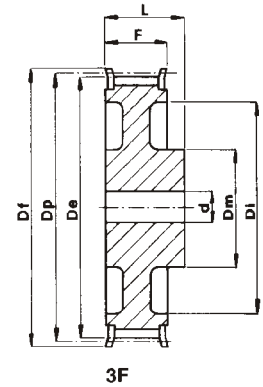
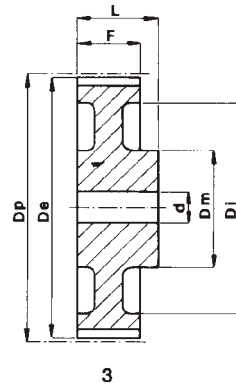
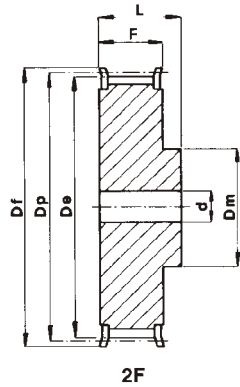
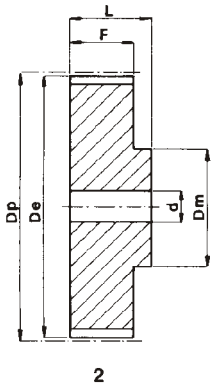
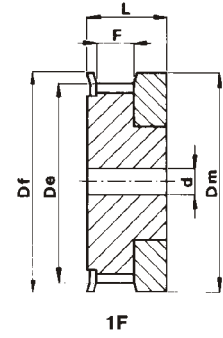

L PITCH 3/8" (9,525mm)

CODE	TEETH	De	LU	L
L 10	10	29,56	140	140
L 11	11	32,59	140	140
L 12	12	35,62	160	160
L 13	13	38,65	160	160
L 14	14	41,68	160	160
L 15	15	44,72	160	160
L 16	16	47,75	160	160
L 17	17	50,78	160	160
L 18	18	53,81	160	160
L 19	19	56,84	160	160
L 20	20	59,88	160	160
L 21	21	62,91	160	160
L 22	22	65,94	160	160
L 23	23	68,97	160	160
L 24	24	72,00	160	160
L 27	27	81,10	160	160
L 30	30	90,20	160	160

MATERIAL:ALUMINIUM

MATERIALE:C45

HTD Timing Belt Pulleys



HTD Timing Belt Pulleys

3M-09 3M-15

3M-09

MATERIAL	CODE	TYPE	TEETH	Dp	De	Df	Dm	Di	F	L	d	TYPE of FLANGE	Kg
ALUMINIUM	10-3M-09	1F	10	9,55	8,79	13,0	12,0	-	10,2	17,5	-	100	0,004
	12-3M-09	1F	12	11,46	10,70	15,0	15,0	-	10,2	17,5	-	101	0,006
	14-3M-09	1F	14	13,37	12,61	16,0	16,0	-	10,2	17,5	-	102	0,007
	15-3M-09	1F	15	14,32	13,56	18,0	17,5	-	10,2	17,5	-	104	0,008
	16-3M-09	2F	16	15,28	14,52	18,0	10,0	-	12,8	20,6	4	104	0,007
	18-3M-09	2F	18	17,19	16,43	19,5	11,0	-	12,8	20,6	6	105	0,008
	20-3M-09	2F	20	19,10	18,34	23,0	13,0	-	12,8	20,6	6	107	0,010
	21-3M-09	2F	21	20,05	19,29	25,0	14,0	-	12,8	20,6	6	108	0,013
	22-3M-09	2F	22	21,01	20,25	25,0	14,0	-	12,8	20,6	6	108	0,014
	24-3M-09	2F	24	22,92	22,16	25,0	14,0	-	12,8	20,6	6	108	0,016
	26-3M-09	2F	26	24,83	24,07	28,0	16,0	-	12,8	20,6	6	109	0,018
	28-3M-09	2F	28	26,74	25,98	32,0	18,0	-	12,8	20,6	6	110	0,024
	30-3M-09	2F	30	28,65	27,89	32,0	20,0	-	12,8	20,6	6	110	0,028
	32-3M-09	2F	32	30,56	29,80	36,0	22,0	-	12,8	20,6	6	111	0,032
	36-3M-09	2F	36	34,38	33,62	38,0	26,0	-	13,4	22,2	6	112	0,045
	40-3M-09	2F	40	38,20	37,44	42,0	28,0	-	13,4	22,2	6	113	0,055
	44-3M-09	2F	44	42,02	41,26	48,0	33,0	-	13,4	22,2	6	114	0,074
	48-3M-09	2	48	45,84	45,08	-	33,0	-	13,4	22,2	8	-	0,106
60-3M-09	2	60	57,30	56,54	-	33,0	-	13,4	22,2	8	-	0,106	
72-3M-09	2	72	68,76	68,00	-	33,0	-	13,4	22,2	8	-	0,145	

3M-15

MATERIAL	CODE	TYPE	TEETH	Dp	De	Df	Dm	Di	F	L	d	TYPE of FLANGE	Kg
ALUMINIUM	10-3M-15	1F	10	9,55	8,79	13,0	12,0	-	17,0	26,0	-	100	0,006
	12-3M-15	1F	12	11,46	10,70	15,0	15,0	-	17,0	26,0	-	101	0,008
	14-3M-15	1F	14	13,37	12,61	16,0	16,0	-	17,0	26,0	-	102	0,010
	15-3M-15	1F	15	14,32	13,56	18,0	17,5	-	17,0	26,0	-	104	0,012
	16-3M-15	2F	16	15,28	14,52	18,0	10,0	-	19,5	26,0	4	104	0,010
	18-3M-15	2F	18	17,19	16,43	19,5	11,0	-	19,5	26,0	6	105	0,012
	20-3M-15	2F	20	19,10	18,34	23,0	13,0	-	19,5	26,0	6	107	0,014
	21-3M-15	2F	21	20,05	19,29	25,0	14,0	-	19,5	26,0	6	108	0,016
	22-3M-15	2F	22	21,01	20,25	25,0	14,0	-	19,5	26,0	6	108	0,018
	24-3M-15	2F	24	22,92	22,16	25,0	14,0	-	19,5	26,0	6	108	0,020
	26-3M-15	2F	26	24,83	24,07	28,0	16,0	-	19,5	26,0	6	109	0,027
	28-3M-15	2F	28	26,74	25,98	32,0	18,0	-	19,5	26,0	6	110	0,031
	30-3M-15	2F	30	28,65	27,89	32,0	20,0	-	19,5	26,0	6	110	0,035
	32-3M-15	2F	32	30,56	29,80	36,0	22,0	-	19,5	26,0	6	111	0,042
	36-3M-15	2F	36	34,38	33,62	38,0	26,0	-	20,0	30,0	6	112	0,060
	40-3M-15	2F	40	38,20	37,44	42,0	28,0	-	20,0	30,0	6	113	0,075
	44-3M-15	2F	44	42,02	41,26	48,0	33,0	-	20,0	30,0	6	114	0,095
	48-3M-15	2	48	45,84	45,08	-	33,0	-	20,0	30,0	8	-	0,103
60-3M-15	2	60	57,30	56,54	-	33,0	-	20,0	30,0	8	-	0,150	
72-3M-15	2	72	68,76	68,00	-	33,0	-	20,0	30,0	8	-	0,212	

HTD Timing Belt Pulleys

5M-09 5M-15

5M-09

MATERIAL	CODE	TYPE	TEETH	Dp	De	Df	Dm	Di	F	L	d	TYPE of FLANGE	Kg
STEEL	12-5M-09	2F	12	19,10	17,96	23	12,5	-	14,5	20,0	6	202	0,03
	14-5M-09	2F	14	22,28	21,14	25	13,5	-	14,5	20,0	6	203	0,04
	15-5M-09	2F	15	23,87	22,73	28	16,0	-	14,5	20,0	6	204	0,05
	16-5M-09	2F	16	25,46	24,32	28	16,5	-	14,5	20,0	6	204	0,06
	18-5M-09	2F	18	28,65	27,51	32	20,0	-	14,5	20,0	6	205	0,07
	20-5M-09	2F	20	31,83	30,69	36	23,0	-	14,5	22,5	6	206	0,10
	21-5M-09	2F	21	33,42	32,28	38	24,0	-	14,5	22,5	6	207	0,12
	22-5M-09	2F	22	35,01	33,87	38	25,5	-	14,5	22,5	6	207	0,13
	24-5M-09	2F	24	38,20	37,06	42	27,0	-	14,5	22,5	6	208	0,15
	26-5M-09	2F	26	41,38	40,24	44	30,0	-	14,5	22,5	6	209	0,18
	28-5M-09	2F	28	44,56	43,42	48	30,5	-	14,5	22,5	6	210	0,21
	30-5M-09	2F	30	47,75	46,60	51	35,0	-	14,5	22,5	6	211	0,25
	32-5M-09	2F	32	50,93	49,79	54	38,0	-	14,5	22,5	8	212	0,28
	36-5M-09	2F	36	57,30	56,16	60	38,0	-	14,5	22,5	8	214	0,33
40-5M-09	2F	40	63,66	62,52	71	38,0	-	14,5	22,5	8	217	0,42	
ALUMINIUM	44-5M-09	2	44	70,03	68,89	-	38,0	-	14,5	22,5	8	-	0,17
	48-5M-09	2	48	76,39	75,25	-	45,0	-	14,5	22,5	8	-	0,18
	60-5M-09	2	60	95,49	94,35	-	45,0	-	14,5	22,5	8	-	0,23
	72-5M-09	2	72	114,59	113,45	-	45,0	-	14,5	22,5	8	-	0,42

5M-15

MATERIAL	CODE	TYPE	TEETH	Dp	De	Df	Dm	Di	F	L	d	TYPE of FLANGE	Kg
STEEL	12-5M-15	2F	12	19,10	17,96	23	12,5	-	20,5	26	6	202	0,03
	14-5M-15	2F	14	22,28	21,14	25	13,5	-	20,5	26	6	203	0,04
	15-5M-15	2F	15	23,87	22,73	28	16,0	-	20,5	26	6	204	0,05
	16-5M-15	2F	16	25,46	24,32	28	16,5	-	20,5	26	6	204	0,06
	18-5M-15	2F	18	28,65	27,51	32	20,0	-	20,5	26	6	205	0,09
	20-5M-15	2F	20	31,83	30,69	36	23,0	-	20,5	26	6	206	0,12
	21-5M-15	2F	21	33,42	32,28	38	24,0	-	20,5	26	6	207	0,14
	22-5M-15	2F	22	35,01	33,87	38	25,5	-	20,5	26	6	207	0,15
	24-5M-15	2F	24	38,20	37,06	42	27,0	-	20,5	28	6	208	0,19
	26-5M-15	2F	26	41,38	40,24	44	30,0	-	20,5	28	6	209	0,23
	28-5M-15	2F	28	44,56	43,42	48	30,5	-	20,5	28	6	210	0,26
	30-5M-15	2F	30	47,75	46,60	51	35,0	-	20,5	28	6	211	0,32
	32-5M-15	2F	32	50,93	49,79	54	38,0	-	20,5	28	8	212	0,35
	36-5M-15	2F	36	57,30	56,16	60	38,0	-	20,5	28	8	214	0,43
40-5M-15	2F	40	63,66	62,52	71	38,0	-	20,5	28	8	217	0,52	
ALUMINIUM	44-5M-15	2	44	70,03	68,89	-	38,0	-	20,5	30	8	-	0,23
	48-5M-15	2	48	76,39	75,25	-	38,0	-	20,5	30	8	-	0,29
	60-5M-15	2	60	95,49	94,35	-	50,0	-	20,5	30	8	-	0,30
	72-5M-15	2	72	114,59	113,45	-	50,0	-	20,5	30	8	-	0,59

HTD Timing Belt Pulleys

5M-25 8M-20

5M-25

MATERIAL	CODE	TYPE	TEETH	Dp	De	Df	Dm	Di	F	L	d	TYPE of FLANGE	Kg
STEEL	12-5M-25	2F	12	19,10	17,96	23	12,5	-	30,5	36	6	202	0,05
	14-5M-25	2F	14	22,28	21,14	25	13,5	-	30,5	36	6	203	0,08
	15-5M-25	2F	15	23,87	22,73	28	16,0	-	30,5	36	6	204	0,09
	16-5M-25	2F	16	25,46	24,32	28	16,5	-	30,5	36	6	204	0,11
	18-5M-25	2F	18	28,65	27,51	32	20,0	-	30,5	36	6	205	0,13
	20-5M-25	2F	20	31,83	30,69	36	23,0	-	30,5	36	6	206	0,17
	21-5M-25	2F	21	33,42	32,28	38	24,0	-	30,5	38	6	207	0,20
	22-5M-25	2F	22	35,01	33,87	38	25,5	-	30,5	38	6	207	0,22
	24-5M-25	2F	24	38,20	37,06	42	27,0	-	30,5	38	6	208	0,26
	26-5M-25	2F	26	41,38	40,24	44	30,0	-	30,5	38	6	209	0,32
	28-5M-25	2F	28	44,56	43,42	48	30,5	-	30,5	38	6	210	0,37
	30-5M-25	2F	30	47,75	46,60	51	35,0	-	30,5	38	6	211	0,44
	32-5M-25	2F	32	50,93	49,79	54	38,0	-	30,5	38	8	212	0,48
	36-5M-25	2F	36	57,30	56,16	60	38,0	-	30,5	38	8	214	0,59
40-5M-25	2F	40	63,66	62,52	71	38,0	-	30,5	38	8	217	0,75	
ALUMINIUM	44-5M-25	2	44	70,03	68,89	-	38,0	-	30,5	40	8	-	0,32
	48-5M-25	2	48	76,39	75,25	-	38,0	-	30,5	40	8	-	0,28
	60-5M-25	2	60	95,49	94,35	-	50,0	-	30,5	40	8	-	0,44
	72-5M-25	2	72	114,59	113,45	-	50,0	-	30,5	40	8	-	0,85

8M-20

MATERIAL	CODE	TYPE	TEETH	Dp	De	Df	Dm	Di	F	L	d	TYPE of FLANGE	Kg
STEEL	22-8M-20	2F	22	56,02	54,65	60	43	-	28	38	12	308	0,54
	24-8M-20	2F	24	61,11	59,74	66	45	-	28	38	12	310	0,65
	26-8M-20	2F	26	66,21	64,84	71	48	-	28	38	12	311	0,80
	28-8M-20	2F	28	71,30	70,08	75	50	-	28	38	14	312	0,88
	30-8M-20	2F	30	76,39	75,13	83	55	-	28	38	14	314	1,00
	32-8M-20	2F	32	81,49	80,16	87	60	-	28	38	14	315	1,20
	34-8M-20	2F	34	86,58	85,21	91	66	-	28	38	14	316	1,40
	36-8M-20	2F	36	91,67	90,30	98,5	70	-	28	38	14	319	1,60
	38-8M-20	2F	38	96,77	95,39	103	75	-	28	38	14	320	1,70
	40-8M-20	2F	40	101,86	100,49	106	75	-	28	38	14	321	1,85
	44-8M-20	2F	44	112,05	110,67	119	75	-	28	38	14	325	2,10
	48-8M-20	2F	48	122,23	120,86	127	75	-	28	38	14	327	2,50
	56-8M-20	3F	56	142,60	141,23	148	80	116	28	38	14	333	2,82
	64-8M-20	3F	64	162,97	161,60	168	80	137	28	38	14	338	3,22
72-8M-20	3F	72	183,35	181,97	192	80	158	28	38	14	340	3,74	
ALUMINIUM	80-8M-20	3	80	203,72	202,35	-	90	180	28	38	14	-	3,78
	90-8M-20	3	90	229,18	227,81	-	90	204	28	38	14	-	4,57
	*112-8M-20	4	112	285,21	283,83	-	90	254	28	38	18	-	
	*144-8M-20	4	144	366,69	365,32	-	90	336	28	38	20	-	
	*168-8M-20	4	168	427,81	426,44	-	100	400	28	38	20	-	
	*192-8M-20	4	192	488,92	487,55	-	100	460	28	38	20	-	

HTD Timing Belt Pulleys

8M-30 8M-50

8M-30

MATERIAL	CODE	TYPE	TEETH	Dp	De	Df	Dm	Di	F	L	d	TYPE of FLANGE	Kg
STEEL	22-8M-50	2F	22	56,02	54,65	60	43	-	38	48	12	308	0,75
	24-8M-50	2F	24	61,11	59,74	66	45	-	38	48	12	310	0,90
	26-8M-50	2F	26	66,21	64,84	71	48	-	38	48	12	311	1,10
	28-8M-50	2F	28	71,30	70,08	75	50	-	38	48	14	312	1,20
	30-8M-50	2F	30	76,39	75,13	83	55	-	38	48	14	314	1,32
	32-8M-50	2F	32	81,49	80,16	87	60	-	38	48	14	315	1,55
	34-8M-50	2F	34	86,58	85,21	91	66	-	38	48	14	316	1,80
	36-8M-50	2F	36	91,67	90,30	98,5	70	-	38	48	14	319	2,10
	38-8M-50	2F	38	96,77	95,39	103	75	-	38	48	14	320	2,30
	40-8M-50	2F	40	101,86	100,49	106	75	-	38	48	14	321	2,47
	44-8M-50	2F	44	112,05	110,67	119	75	-	38	48	14	325	2,95
	48-8M-50	2F	48	122,23	120,86	127	75	-	38	48	14	327	3,30
	56-8M-50	3F	56	142,60	141,23	148	90	116	38	48	14	333	4,02
	64-8M-50	3F	64	162,97	161,60	168	90	137	38	48	14	338	4,60
72-8M-50	3F	72	183,35	181,97	192	95	158	38	48	14	340	5,41	
CAST IRON	80-8M-50	3	80	203,72	202,35	-	100	180	38	48	14	-	5,23
	90-8M-50	3	90	229,18	227,81	-	100	204	38	48	14	-	6,42
	112-8M-50	4	112	285,21	283,83	-	100	254	38	48	18	-	8,12
	144-8M-50	4	144	366,69	365,32	-	100	336	38	48	20	-	10,36
	168-8M-50	4	168	427,81	426,44	-	100	400	38	48	20	-	12,37
	192-8M-50	4	192	488,92	487,55	-	100	460	38	48	20	-	14,31

8M-50

MATERIAL	CODE	TYPE	TEETH	Dp	De	Df	Dm	Di	F	L	d	TYPE of FLANGE	Kg
STEEL	22-8M-50	2F	22	56,02	54,65	60	43	-	60	70	12	308	1,10
	24-8M-50	2F	24	61,11	59,74	66	45	-	60	70	12	310	1,30
	26-8M-50	2F	26	66,21	64,84	71	48	-	60	70	12	311	1,60
	28-8M-50	2F	28	71,30	70,08	75	50	-	60	70	14	312	1,70
	30-8M-50	2F	30	76,39	75,13	83	55	-	60	70	14	314	2,00
	32-8M-50	2F	32	81,49	80,16	87	60	-	60	70	14	315	2,35
	34-8M-50	2F	34	86,58	85,21	91	66	-	60	70	14	316	2,80
	36-8M-50	2F	36	91,67	90,30	98,5	70	-	60	70	14	319	3,10
	38-8M-50	2F	38	96,77	95,39	103	75	-	60	70	14	320	3,30
	40-8M-50	2F	40	101,86	100,49	106	75	-	60	70	14	321	3,60
	44-8M-50	2F	44	112,05	110,67	119	75	-	60	70	14	325	4,40
	48-8M-50	2F	48	122,23	120,86	127	75	-	60	70	14	327	5,00
	56-8M-50	7F	56	142,60	141,23	148	90	116	60	60	18	333	5,68
	64-8M-50	7F	64	162,97	161,60	168	100	137	60	60	18	338	6,93
72-8M-50	7F	72	183,35	181,97	192	100	158	60	60	18	340	7,95	
CAST IRON	80-8M-50	7	80	203,72	202,35	-	110	180	60	60	18	-	7,96
	90-8M-50	7	90	229,18	227,81	-	110	204	60	60	18	-	9,20
	112-8M-50	8	112	285,21	283,83	-	110	254	60	60	18	-	12,16
	144-8M-50	8	144	366,69	365,32	-	110	336	60	60	20	-	15,68
	168-8M-50	8	168	427,81	426,44	-	120	400	60	60	20	-	18,99
	192-8M-50	8	192	488,92	487,55	-	130	460	60	60	20	-	24,09

HTD Timing Belt Pulleys

8M-85 14M-40

8M-85

MATERIAL	CODE	TYPE	TEETH	Dp	De	Df	Dm	Di	F	L	d	TYPE of FLANGE	Kg
STEEL	22-8M-85	2F	22	56,02	54,65	60	43	-	95	105	12	308	1,60
	24-8M-85	2F	24	61,11	59,74	66	45	-	95	105	12	310	1,95
	26-8M-85	2F	26	66,21	64,84	71	48	-	95	105	12	311	2,30
	28-8M-85	2F	28	71,30	70,08	75	50	-	95	105	14	312	2,60
	30-8M-85	2F	30	76,39	75,13	83	55	-	95	105	14	314	3,10
	32-8M-85	2F	32	81,49	80,16	87	60	-	95	105	14	315	3,70
	34-8M-85	2F	34	86,58	85,21	91	66	-	95	105	14	316	4,00
	36-8M-85	2F	36	91,67	90,30	98,5	70	-	95	105	14	319	4,70
	38-8M-85	2F	38	96,77	95,39	103	75	-	95	105	14	320	5,10
	40-8M-85	2F	40	101,86	100,49	106	75	-	95	105	14	321	5,40
	44-8M-85	2F	44	112,05	110,67	119	75	-	95	105	14	325	6,70
	48-8M-85	2F	48	122,23	120,86	127	75	-	95	105	14	327	7,20
	56-8M-85	2F	56	142,60	141,23	148	80	-	95	105	18	333	11,48
	64-8M-85	7F	64	162,97	161,60	168	100	137	95	95	18	338	11,02
72-8M-85	7F	72	183,35	181,97	192	110	158	95	95	18	340	13,45	
CAST IRON	80-8M-85	8	80	203,72	202,35	-	110	180	95	95	20	-	12,36
	90-8M-85	8	90	229,18	227,81	-	110	204	95	95	20	-	14,38
	112-8M-85	8	112	285,21	283,83	-	110	254	95	95	24	-	18,66
	*144-8M-85	8	144	366,69	365,32	-	120	336	95	95	24	-	-
	*168-8M-85	8	168	427,81	426,44	-	120	400	95	95	24	-	-
	*192-8M-85	8	192	488,92	487,55	-	130	460	95	95	24	-	-

14M-40

MATERIAL	CODE	TYPE	TEETH	Dp	De	Df	Dm	Di	F	L	d	TYPE of FLANGE	Kg
STEEL	28-14M-40	2F	28	124,78	122,12	127	100	-	54	69	24	400	4,80
	30-14M-40	2F	30	133,69	130,99	138	100	-	54	69	24	401	5,60
	32-14M-40	2F	32	142,60	139,88	154	100	-	54	69	24	403	6,20
	34-14M-40	2F	34	151,52	148,79	160	100	-	54	69	24	404	6,90
	36-14M-40	2F	36	160,43	157,68	168	100	-	54	69	24	405	7,70
	38-14M-40	2F	38	169,34	166,60	183	120	-	54	69	24	406	8,90
	40-14M-40	2F	40	178,25	175,49	188	120	-	54	69	24	407	9,80
	44-14M-40	2F	44	196,08	193,28	211	120	-	54	69	24	411	12,00
CAST IRON	48-14M-40	3F	48	213,90	211,11	226	135	170	54	69	24	412	11,98
	56-14M-40	3F	56	249,55	246,76	256	135	207	54	69	28	416	14,01
	64-14M-40	3F	64	285,21	282,41	296	135	240	54	69	28	418	16,65
	72-14M-40	4	72	320,86	318,06	-	135	278	54	69	28	-	15,52
	80-14M-40	4	80	356,51	353,71	-	135	314	54	69	28	-	17,23
	90-14M-40	4	90	401,07	398,28	-	135	358	54	69	28	-	19,40
	112-14M-40	4	112	499,11	496,32	-	135	456	54	69	28	-	24,14
	*144-14M-40	4	144	641,71	638,92	-	135	600	54	69	28	-	-
	*168-14M-40	4	168	748,66	745,87	-	135	706	54	69	28	-	-
	*192-14M-40	4	192	855,62	852,82	-	135	813	54	69	28	-	-

HTD Timing Belt Pulleys

14M-55 14M-85

14M-55

MATERIAL	CODE	TYPE	TEETH	Dp	De	Df	Dm	Di	F	L	d	TYPE OF FLANGE	Kg
STEEL	28-14M-55	2F	28	124,78	122,12	127	100	-	70	85	24	400	5,70
	30-14M-55	2F	30	133,69	130,99	138	100	-	70	85	24	401	7,10
	32-14M-55	2F	32	142,60	139,88	154	100	-	70	85	24	403	7,90
	34-14M-55	2F	34	151,52	148,79	160	100	-	70	85	24	404	9,33
	36-14M-55	2F	36	160,43	157,68	168	100	-	70	85	24	405	10,49
	38-14M-55	2F	38	169,34	166,60	183	120	-	70	85	24	406	12,11
	40-14M-55	2F	40	178,25	175,49	188	120	-	70	85	24	407	13,30
	44-14M-55	2F	44	196,08	193,28	211	120	-	70	85	24	411	16,12
CAST IRON	48-14M-55	7F	48	213,90	211,11	226	135	170	70	70	24	412	13,50
	56-14M-55	7F	56	249,55	246,76	256	135	207	70	70	28	416	15,78
	64-14M-55	7F	64	285,21	282,41	296	135	240	70	70	28	418	19,04
	72-14M-55	8	72	320,86	318,06	-	135	278	70	70	28	-	18,41
	80-14M-55	8	80	356,51	353,71	-	135	314	70	70	28	-	20,27
	90-14M-55	8	90	401,07	398,28	-	135	358	70	70	28	-	22,98
	112-14M-55	8	112	499,11	496,32	-	135	456	70	70	28	-	29,29
	144-14M-55	8	144	641,71	638,92	-	135	600	70	70	28	-	-
	168-14M-55	8	168	748,66	745,87	-	135	706	70	70	28	-	-
	192-14M-55	8	192	855,62	852,82	-	135	813	70	70	28	-	-

14M-85

MATERIAL	CODE	TYPE	TEETH	Dp	De	Df	Dm	Di	F	L	d	TYPE OF FLANGE	Kg
STEEL	28-14M-85	2F	28	124,78	122,12	127	100	-	102	117	24	400	8,77
	30-14M-85	2F	30	133,69	130,99	138	100	-	102	117	24	401	10,13
	32-14M-85	2F	32	142,60	139,88	154	100	-	102	117	24	403	11,65
	34-14M-85	2F	34	151,52	148,79	160	100	-	102	117	24	404	13,15
	36-14M-85	2F	36	160,43	157,68	168	100	-	102	117	32	405	14,48
	38-14M-85	2F	38	169,34	166,60	183	120	-	102	117	32	406	16,62
	40-14M-85	2F	40	178,25	175,49	188	135	-	102	117	32	407	18,84
	44-14M-85	2F	44	196,08	193,28	211	135	-	102	117	32	411	22,86
CAST IRON	48-14M-85	2F	48	213,90	211,11	226	150	-	102	117	32	412	27,58
	56-14M-85	7F	56	249,55	246,76	256	150	207	102	102	32	416	24,19
	64-14M-85	7F	64	285,21	282,41	296	150	240	102	102	32	418	28,57
	72-14M-85	8	72	320,86	318,06	-	150	278	102	102	32	-	28,26
	80-14M-85	8	80	356,51	353,71	-	150	314	102	102	32	-	31,00
	90-14M-85	8	90	401,07	398,28	-	150	358	102	102	32	-	35,00
	112-14M-85	8	112	499,11	496,32	-	150	456	102	102	32	-	43,50
	144-14M-85	8	144	641,71	638,92	-	150	600	102	102	32	-	-
	168-14M-85	8	168	748,66	745,87	-	150	706	102	102	32	-	-
	192-14M-85	8	192	855,62	852,82	-	165	813	102	102	32	--	-

HTD Timing Belt Pulleys

14M-115 14M-170

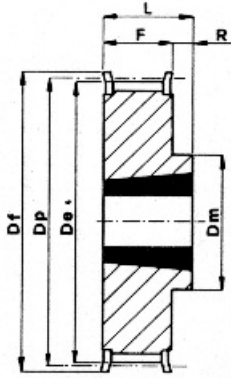
14M-115

MATERIAL	CODE	TYPE	TEETH	Dp	De	Df	Dm	Di	F	L	d	TYPE OF FLANGE	Kg	
STEEL	28-14M-115	2F	28	124,78	122,12	127	100	-	133	148	32	400	10,75	
	30-14M-115	2F	30	133,69	130,99	138	100	-	133	148	32	401	12,52	
	32-14M-115	2F	32	142,60	139,88	154	100	-	133	148	32	403	14,48	
	34-14M-115	2F	34	151,52	148,79	160	100	-	133	148	32	404	16,45	
	36-14M-115	2F	36	160,43	157,68	168	120	-	133	148	32	405	18,99	
	38-14M-115	2F	38	169,34	166,60	183	120	-	133	148	32	406	21,31	
	40-14M-115	2F	40	178,25	175,49	188	135	-	133	148	32	407	24,04	
	44-14M-115	2F	44	196,08	193,28	211	140	-	133	148	32	411	29,41	
	48-14M-115	2F	48	213,90	211,11	226	150	-	133	148	32	412	35,00	
	56-14M-115	2F	56	249,55	246,76	256	150	-	133	148	32	416	48,00	
CAST IRON	64-14M-115	7F	64	285,21	282,41	296	150	240	133	133	32	418	36,00	
	72-14M-115	8	72	320,86	318,06	-	150	278	133	133	32	-	36,00	
	80-14M-115	8	80	356,51	353,71	-	150	314	133	133	32	-	40,00	
	90-14M-115	8	90	401,07	398,28	-	150	358	133	133	32	-	45,00	
	112-14M-115	8	112	499,11	496,32	-	150	456	133	133	32	-	55,50	
	144-14M-115	8	144	641,71	638,92	-	165	600	133	133	32	-	-	
	168-14M-115	8	168	748,66	745,87	-	165	706	133	133	32	-	-	
	192-14M-115	8	192	855,62	852,82	-	165	813	133	133	32	-	-	

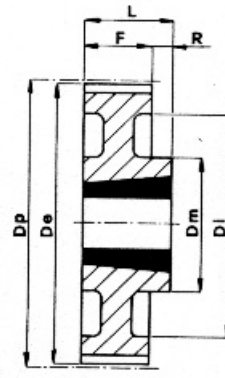
14M-170

MATERIAL	CODE	TYPE	TEETH	Dp	De	Df	Dm	Di	F	L	d	TYPE OF FLANGE	Kg
STEEL	28-14M-170	2F	28	124,78	122,12	127	100	-	187	202	32	400	14,79
	30-14M-170	2F	30	133,69	130,99	138	100	-	187	202	32	401	17,24
	32-14M-170	2F	32	142,60	139,88	154	100	-	187	202	32	403	19,92
	34-14M-170	2F	34	151,52	148,79	160	100	-	187	202	32	404	22,72
	36-14M-170	2F	36	160,43	157,68	168	120	-	187	202	32	405	26,07
	38-14M-170	2F	38	169,34	166,60	183	135	-	187	202	32	406	29,71
	40-14M-170	2F	40	178,25	175,49	188	140	-	187	202	32	407	33,50
	44-14M-170	2F	44	196,08	193,28	211	160	-	187	202	32	411	-
	48-14M-170	2F	48	213,90	211,11	226	160	-	187	202	32	412	-
	56-14M-170	2F	56	249,55	246,76	256	160	-	187	202	32	416	-
64-14M-170	2F	64	285,21	282,41	296	180	-	187	202	32	418	-	
CAST IRON	72-14M-170	7	72	320,86	318,06	-	180	278	187	187	32	-	-
	80-14M-170	7	80	356,51	353,71	-	180	314	187	187	32	-	71,00
	90-14M-170	8	90	401,07	398,28	-	180	358	187	187	38	-	73,00
	112-14M-170	8	112	499,11	496,32	-	200	456	187	187	38	-	95,00
	144-14M-170	8	144	641,71	638,92	-	220	600	187	187	38	-	-
	168-14M-170	8	168	748,66	745,87	-	220	706	187	187	38	-	-
	192-14M-170	8	192	855,62	852,82	-	220	813	187	187	38	-	-

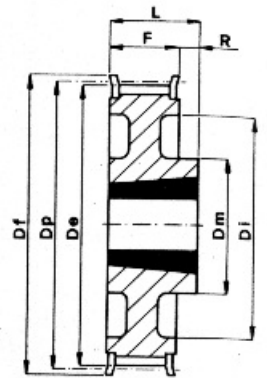
HTD Timing Belt Pulleys For Taper Bushes



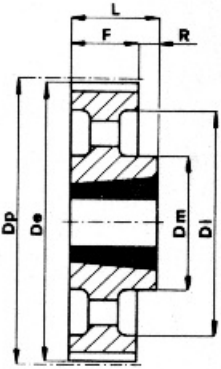
10F



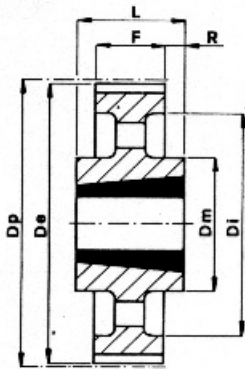
11



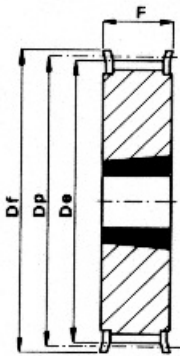
11F



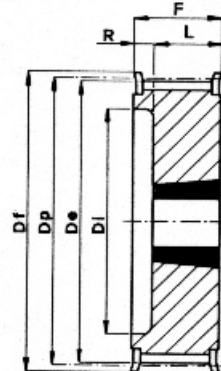
12



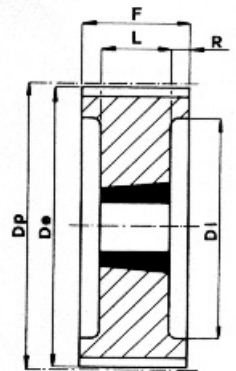
14



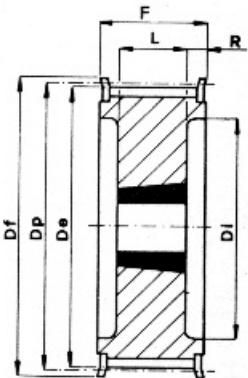
15F



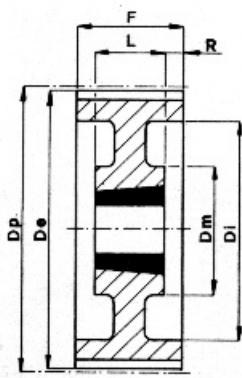
16F



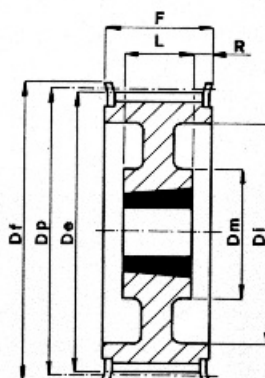
18



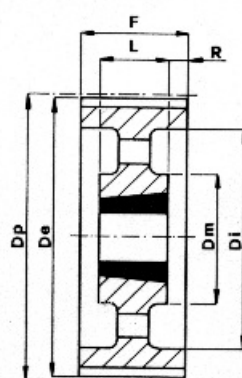
18F



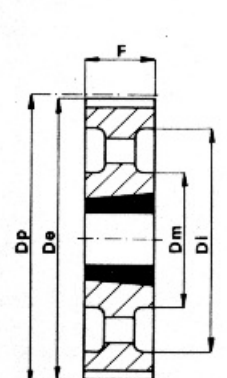
19



19F



20



22

HTD Timing Belt Pulleys For Taper Bushes

8M-20 8M-30

8M-20

MATERIAL	CODE	TYPE	TEETH	BUSH	MAX BORE	Dp	De	Df	Dm	Di	F	L	R	TYPE OF FLANGE	Kg
STEEL	TL 22-8M-20	16F	22	1008	25	56,02	54,65	60	-	37	28	22	6	308	0,25
	TL 24-8M-20	16F	24	1108	25	61,11	59,74	66	-	44	28	22	6	310	0,30
	TL 26-8M-20	16F	26	1108	25	66,21	64,84	71	-	45	28	22	6	311	0,36
	TL 28-8M-20	16F	28	1108	25	71,30	70,08	75	-	50	28	22	6	312	0,45
	TL 30-8M-20	16F	30	1108	25	76,39	75,13	83	-	58	28	22	6	314	0,55
	TL 32-8M-20	16F	32	1610	42	81,49	80,16	87	-	63	28	25	3	315	0,43
	TL 34-8M-20	16F	34	1610	42	86,58	85,21	91	-	64	28	25	3	316	0,57
	TL 36-8M-20	16F	36	1610	42	91,67	90,30	98	-	68	28	25	3	319	0,70
	TL 38-8M-20	16F	38	1610	42	96,77	95,39	103	-	72	28	25	3	320	0,82
	TL 40-8M-20	16F	40	1610	42	101,86	100,49	106	-	76	28	25	3	321	1,10
	TL 44-8M-20	10F	44	2012	50	112,05	110,67	119	92	-	28	32	4	325	1,20
	TL 48-8M-20	10F	48	2012	50	122,23	120,86	127	96	-	28	32	4	327	1,65
	TL 56-8M-20	10F	56	2012	50	142,60	141,23	148	110	-	28	32	4	333	2,50
	TL 64-8M-20	11F	64	2012	50	162,97	161,60	168	110	137	28	32	4	338	2,60
TL 72-8M-20	11F	72	2012	50	183,35	181,97	192	110	158	28	32	4	340	3,40	
CAST IRON	TL 80-8M-20	11	80	2012	50	203,72	202,35	-	110	180	28	32	4	-	3,60
	TL 90-8M-20	11	90	2012	50	229,18	227,81	-	110	204	28	32	4	-	4,10

8M-30

MATERIAL	CODE	TYPE	TEETH	BUSH	MAX BORE	Dp	De	Df	Dm	Di	F	L	R	TYPE OF FLANGE	Kg
STEEL	TL 22-8M-30	16F	22	1008	25	56,02	54,65	60	-	37	38	22	16	308	0,33
	TL 24-8M-30	16F	24	1108	25	61,11	59,74	66	-	44	38	22	16	310	0,40
	TL 26-8M-30	16F	26	1108	25	66,21	64,84	71	-	44	38	22	16	311	0,45
	TL 28-8M-30	16F	28	1210	32	71,30	70,08	75	-	50	38	25	13	312	0,50
	TL 30-8M-30	15F	30	1615	42	76,39	75,13	83	-	-	38	38	-	314	0,55
	TL 32-8M-30	15F	32	1615	42	81,49	80,16	87	-	-	38	38	-	315	0,60
	TL 34-8M-30	15F	34	1615	42	86,58	85,21	91	-	-	38	38	-	316	0,80
	TL 36-8M-30	15F	36	1615	42	91,67	90,30	98	-	-	38	38	-	319	1,00
	TL 38-8M-30	15F	38	1615	42	96,77	95,39	103	-	-	38	38	-	320	1,10
	TL 40-8M-30	15F	40	1615	42	101,86	100,49	106	-	-	38	38	-	321	1,34
	TL 44-8M-30	18F	44	2012	50	112,05	110,67	119		86	38	32	3	325	1,30
	TL 48-8M-30	18F	48	2012	50	122,23	120,86	127		90	38	32	3	327	1,80
	TL 56-8M-30	18F	56	2012	50	142,60	141,23	148		110	38	32	3	333	3,80
	TL 64-8M-30	10F	64	2517	60	162,97	161,60	168	125	-	38	45	7	338	4,30
TL 72-8M-30	11F	72	2517	60	183,35	181,97	192	125	158	38	45	7	340	4,40	
CAST IRON	TL 80-8M-30	11	80	2517	60	203,72	202,35	-	125	180	38	45	7	-	4,65
	TL 90-8M-30	11	90	2517	60	229,18	227,81	-	125	204	38	45	7	-	5,80
	TL112-8M-30	12	112	2517	60	285,21	283,83	-	125	254	38	45	7	-	6,20
	TL144-8M-30	12	144	2517	60	366,69	365,32	-	125	336	38	45	7	-	9,00

HTD Timing Belt Pulleys For Taper Bushes

8M-50 8M-85

8M-50

MATERIALE	CODE	TYPE	TEETH	BUSH	MAX BORE	Dp	De	Df	Dm	Di	F	L	R	TYPE OF FLANGE	Kg
STEEL	TL 28-8M-50	16F	28	1210	32	71,30	70,08	75	-	50	60	25	35	312	0,60
	TL 30-8M-50	16F	30	1615	42	76,39	75,13	83	-	58	60	38	22	314	0,65
	TL 32-8M-50	16F	32	1615	42	81,49	80,16	87	-	63	60	38	22	315	0,80
	TL 34-8M-50	16F	34	1615	42	86,58	85,21	91	-	65	60	38	22	316	1,08
	TL 36-8M-50	16F	36	1615	42	91,67	90,30	98	-	68	60	38	22	319	1,35
	TL 38-8M-50	16F	38	1615	42	96,77	95,39	103	-	72	60	38	22	320	1,65
	TL 40-8M-50	18F	40	2012	50	101,86	100,49	106	-	80	60	32	14	321	1,70
	TL 44-8M-50	18F	44	2012	50	112,05	110,67	119	-	86	60	32	14	325	1,80
	TL 48-8M-50	18F	48	2012	50	122,23	120,86	127	-	95	60	32	14	327	2,35
	TL 56-8M-50	18F	56	2517	60	142,60	141,23	148	-	116	60	45	7,5	333	3,35
TL 64-8M-50	18F	64	2517	60	162,97	161,60	168	-	136	60	45	7,5	338	4,90	
TL 72-8M-50	19F	72	2517	60	183,35	181,97	192	125	158	60	45	7,5	340	6,90	
CAST IRON	TL 80-8M-50	18	80	3020	75	203,72	202,35	-	-	180	60	51	4,5	-	8,90
	TL 90-8M-50	19	90	3020	75	229,18	227,81	-	160	204	60	51	4,5	-	9,90
	TL112-8M-50	19	112	3020	75	285,21	283,83	-	170	254	60	51	4,5	-	12,10
	TL144-8M-50	20	144	3020	75	366,69	365,32	-	170	336	60	51	4,5	-	15,40
	TL168-8M-50	14	168	3525	90	427,81	426,44	-	198	395	60	65	2,5	-	22,80
	TL192-8M-50	14	192	3525	90	488,92	487,55	-	198	455	60	65	2,5	-	26,50

8M-85

MATERIAL	CODE	TYPE	TEETH	BUSH	MAX BORE	Dp	De	Df	Dm	Di	F	L	R	TYPE OF FLANGE	Kg
STEEL	TL 34-8M-85	18F	34	1615	42	86,58	85,22	91	-	65	95	38	28,5	316	1,50
	TL 36-8M-85	18F	36	1615	42	91,67	90,30	98	-	68	95	38	28,5	319	1,90
	TL 38-8M-85	18F	38	1615	42	96,77	95,39	103	-	72	95	38	28,5	320	2,20
	TL 40-8M-85	18F	40	2012	50	101,86	100,49	106	-	80	95	32	31,5	321	1,90
	TL 44-8M-85	18F	44	2012	50	112,05	110,67	119	-	86	95	32	31,5	325	2,30
	TL 48-8M-85	18F	48	2517	60	122,23	120,86	127	-	97	95	45	25	327	2,70
	TL 56-8M-85	18F	56	2517	60	142,60	141,23	148	-	116	95	45	25	333	4,50
	TL 64-8M-85	18F	64	2517	60	162,97	161,60	168	-	136	95	45	25	338	6,30
	TL 72-8M-85	18F	72	3020	75	183,35	181,97	192	-	150	95	51	22	340	8,10
CAST IRON	TL 80-8M-85	18	80	3020	75	203,72	202,35	-	-	180	95	51	22	-	10,20
	TL 90-8M-85	19	90	3020	75	229,18	227,81	-	170	204	95	51	22	-	11,20
	TL112-8M-85	19	112	3020	75	285,21	283,83	-	170	254	95	51	22	-	15,00
	TL144-8M-85	20	144	3525	90	366,69	365,32	-	198	336	95	65	15	-	-
	TL168-8M-85	20	168	3525	90	427,81	426,44	-	198	395	95	65	15	-	-
	TL192-8M-85	20	192	3525	90	488,92	487,55	-	198	455	95	65	15	-	-

HTD Timing Belt Pulleys For Taper Bushes

14M-40 14M-55

14M-40

MATERIAL	CODE	TYPE	TEETH	BUSH	MAX BORE	Dp	De	Df	Dm	Di	F	L	R	TYPE OF FLANGE	Kg
STEEL	TL 28-14M-40	18F	28	2012	50	124,78	122,12	127	-	94	54	32	11	400	2,10
	TL 30-14M-40	18F	30	2012	50	133,69	130,99	138	-	98	54	32	11	401	2,70
	TL 32-14M-40	18F	32	2012	50	142,60	139,88	154	-	108	54	32	11	403	3,40
	TL 34-14M-40	18F	34	2517	60	151,52	148,79	160	-	110	54	45	4,5	404	3,90
	TL 36-14M-40	18F	36	2517	60	160,43	157,68	168	-	120	54	45	4,5	405	4,80
	TL 38-14M-40	18F	38	2517	60	169,34	166,60	183	-	130	54	45	4,5	406	5,40
	TL 40-14M-40	18F	40	2517	60	178,25	175,49	188	-	138	54	45	4,5	407	6,00
	TL 44-14M-40	18F	44	3020	75	196,08	193,28	211	-	155	54	51	1,5	411	-
	TL 48-14M-40	18F	48	3020	75	213,90	211,11	226	-	170	54	51	1,5	412	-
CAST IRON	TL 56-14M-40	18F	56	3020	75	249,55	246,76	256	-	208	54	51	1,5	416	-
	TL 64-14M-40	19F	64	3020	75	285,21	282,41	296	170	240	54	51	1,5	418	-
	TL 72-14M-40	19	72	3020	75	320,86	318,06	-	170	280	54	51	1,5	-	15,00
	TL 80-14M-40	20	80	3020	75	356,51	353,71	-	170	315	54	51	1,5	-	16,00
	TL 90-14M-40	20	90	3020	75	401,07	398,28	-	170	360	54	51	1,5	-	18,00
	TL112-14M-40	20	112	3020	75	499,11	496,32	-	170	457	54	51	1,5	-	25,50
	TL144-14M-40	20	144	3020	75	641,71	638,92	-	170	600	54	51	1,5	-	32,00
	TL168-14M-40	20	168	3020	75	748,66	745,87	-	170	706	54	51	1,5	-	43,50
	TL192-14M-40	20	192	3020	75	855,62	852,82	-	170	813	54	51	1,5	-	49,50

14M-55

MATERIAL	CODE	TYPE	TEETH	BUSH	MAX BORE	Dp	De	Df	Dm	Di	F	L	R	TYPE OF FLANGE	Kg
STEEL	TL 28-14M-55	18F	28	2012	50	124,78	122,12	127	-	94	70	32	19	400	2,20
	TL 30-14M-55	18F	30	2517	60	133,69	130,99	138	-	100	70	45	12,5	401	2,70
	TL 32-14M-55	18F	32	2517	60	142,60	139,88	154	-	108	70	45	12,5	403	3,60
	TL 34-14M-55	18F	34	2517	60	151,52	148,79	160	-	110	70	45	12,5	404	4,50
	TL 36-14M-55	18F	36	2517	60	160,43	157,68	168	-	120	70	45	12,5	405	5,20
	TL 38-14M-55	18F	38	2517	60	169,34	166,60	183	-	130	70	45	12,5	406	6,20
	TL 40-14M-55	18F	40	2517	60	178,25	175,49	188	-	138	70	45	12,5	407	6,90
	TL 44-14M-55	18F	44	3020	75	196,08	193,28	211	-	155	70	51	9,5	411	8,60
	TL 48-14M-55	18F	48	3020	75	213,90	211,11	226	-	170	70	51	9,5	412	10,50
CAST IRON	TL 56-14M-55	18F	56	3020	75	249,55	246,76	256	170	208	70	51	9,5	416	13,50
	TL 64-14M-55	19F	64	3020	75	285,21	282,41	296	170	240	70	51	9,5	418	14,50
	TL 72-14M-55	19	72	3020	75	320,86	318,06	-	170	280	70	51	9,5	-	16,30
	TL 80-14M-55	20	80	3020	75	356,51	353,71	-	170	315	70	51	9,5	-	17,50
	TL 90-14M-55	20	90	3020	75	401,07	398,28	-	170	360	70	51	9,5	-	20,00
	TL112-14M-55	20	112	3020	75	499,11	496,32	-	170	457	70	51	9,5	-	28,20
	TL144-14M-55	20	144	3020	75	641,71	638,92	-	170	600	70	51	9,5	-	36,00
	TL168-14M-55	20	168	3020	75	748,66	745,87	-	170	706	70	51	9,5	-	48,50
	TL192-14M-55	20	192	3020	75	855,62	852,82	-	170	813	70	51	9,5	-	52,00

HTD Timing Belt Pulleys For Taper Bushes

14M-85 14M-115

14M-85

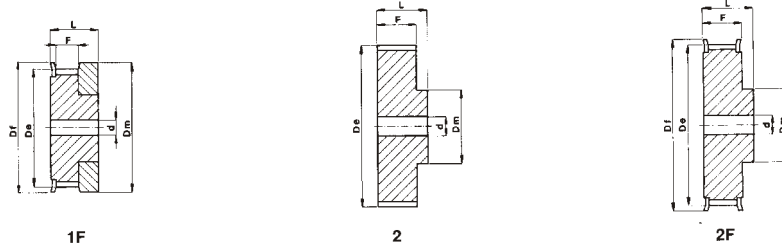
MATERIAL	CODE	TYPE	TEETH	BUSH	MAX BORE	Dp	De	Df	Dm	Di	F	L	R	TYPE OF FLANGE	Kg.
STEEL	TL 28-14M-85	18F	28	2517	60	124,78	122,12	127	-	98	102	45	28,5	400	2,70
	TL 30-14M-85	18F	30	2517	60	133,69	130,99	138	-	100	102	45	28,5	401	3,80
	TL 32-14M-85	18F	32	2517	60	142,60	139,88	154	-	108	102	45	28,5	403	4,70
	TL 34-14M-85	18F	34	2517	60	151,52	148,79	160	-	110	102	45	28,5	404	6,00
	TL 36-14M-85	18F	36	3020	75	160,43	157,68	168	-	125	102	51	25,5	405	5,70
	TL 38-14M-85	18F	38	3020	75	169,34	166,60	183	-	130	102	51	25,5	406	6,80
	TL 40-14M-85	18F	40	3020	75	178,25	175,49	188	-	138	102	51	25,5	407	8,00
	TL 44-14M-85	18F	44	3030	75	196,08	193,28	211	-	155	102	76	13	411	11,70
	TL 48-14M-85	18F	48	3030	75	213,90	211,11	226	-	170	102	76	13	412	15,00
CAST IRON	TL 56-14M-85	18F	56	3525	90	249,55	246,76	256	-	210	102	65	18,5	416	19,00
	TL 64-14M-85	19F	64	3525	90	285,21	282,41	296	190	240	102	65	18,5	418	23,50
	TL 72-14M-85	19	72	3525	90	320,86	318,06	-	190	280	102	65	18,5	-	25,00
	TL 80-14M-85	20	80	3525	90	356,51	353,71	-	190	315	102	65	18,5	-	26,00
	TL 90-14M-85	20	90	3525	90	401,07	398,28	-	190	360	102	65	18,5	-	28,00
	TL112-14M-85	20	112	3525	90	499,11	496,32	-	190	457	102	65	18,5	-	36,00
	TL114-14M-85	20	144	3525	90	641,71	638,92	-	190	600	102	65	18,5	-	48,00
	TL168-14M-85	20	168	3525	90	748,66	745,87	-	190	706	102	65	18,5	-	60,00
	TL192-14M-85	22	192	4040	100	855,62	852,82	-	230	813	102	102	-	-	85,00

14M-115

MATERIAL	CODE	TYPE	TEETH	BUSH	MAX BORE	Dp	De	Df	Dm	Di	F	L	R	TYPE OF FLANGE	Kg
STEEL	TL 28-14M-115	18F	28	2517	60	124,78	122,12	127	-	98	133	45	44	400	3,80
	TL 30-14M-115	18F	30	2517	60	133,69	130,99	138	-	100	133	45	44	401	5,00
	TL 32-14M-115	18F	32	2517	60	142,60	139,88	154	-	108	133	45	44	403	6,80
	TL 34-14M-115	18F	34	2517	60	151,52	148,79	160	-	110	133	45	44	404	6,90
	TL 36-14M-115	18F	36	3020	75	160,43	157,68	168	-	125	133	51	41	405	7,00
	TL 38-14M-115	18F	38	3020	75	169,34	166,60	183	-	130	133	51	41	406	8,50
	TL 40-14M-115	18F	40	3020	75	178,25	175,49	188	-	138	133	51	41	407	9,10
	TL 44-14M-115	18F	44	3030	75	196,08	193,28	211	-	155	133	76	28,5	411	-
	TL 48-14M-115	18F	48	3030	75	213,90	211,11	226	-	170	133	76	28,5	412	-
CAST IRON	TL 56-14M-115	18F	56	3535	90	249,55	246,76	256	-	210	133	89	22	416	-
	TL 64-14M-115	19F	64	3535	90	285,21	282,41	296	190	240	133	89	22	418	-
	TL 72-14M-115	19	72	3535	90	320,86	318,06	-	190	280	133	89	22	-	-
	TL 80-14M-115	20	80	3535	90	356,51	353,71	-	190	315	133	89	22	-	32,00
	TL 90-14M-115	20	90	3535	90	401,07	398,28	-	190	360	133	89	22	-	37,00
	TL112-14M-115	20	112	3535	90	499,11	496,32	-	190	457	133	89	22	-	45,00
	TL114-14M-115	20	144	4040	100	641,71	638,92	-	230	600	133	102	15,5	-	-
	TL168-14M-115	20	168	4040	100	748,66	745,87	-	230	706	133	102	15,5	-	-
	TL192-14M-115	20	192	4040	100	855,62	852,82	-	230	813	133	102	15,5	-	95,00

Timing Belt Pulleys Metric Pitch

T2,5 T5



T2,5 (PITCH 2,5mm) FOR BELT WIDTH 6mm

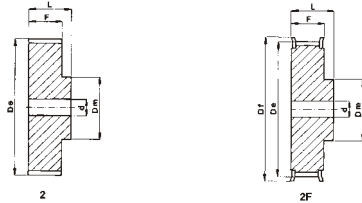
MATERIAL	CODE	TYPE	TEETH	De	Df	Dm	F	L	d	TYPE OF FLANGE	Kg.
ALUMINIUM	16 T2,5 12	1F	12	9,00	13,0	12	9	16	-	100	-
	16 T2,5 14	1F	14	10,60	15,0	14	9	16	-	101	-
	16 T2,5 15	1F	15	11,40	15,0	15	9	16	-	101	-
	16 T2,5 16	1F	16	12,20	16,0	16	9	16	-	102	-
	16 T2,5 18	2F	18	13,80	18,0	10	10	16	3	104	-
	16 T2,5 19	2F	19	14,60	18,0	10	10	16	3	104	-
	16 T2,5 20	2F	20	15,40	19,5	11	10	16	3	105	-
	16 T2,5 22	2F	22	17,00	23,0	11	10	16	3	106	-
	16 T2,5 24	2F	24	18,55	23,0	12	10	16	3	107	0,01
	16 T2,5 25	2F	25	19,35	23,0	13	10	16	3	107	0,01
	16 T2,5 26	2F	26	20,15	25,0	14	10	16	4	108	0,01
	16 T2,5 28	2F	28	21,75	25,0	14	10	16	4	108	0,02
	16 T2,5 30	2F	30	23,35	28,0	16	10	16	6	109	0,02
	16 T2,5 32	2F	32	24,95	32,0	16	10	16	6	110	0,02
	16 T2,5 36	2F	36	28,10	36,0	20	10	16	6	111	0,03
	16 T2,5 40	2F	40	31,30	38,0	22	10	16	6	112	0,03
	16 T2,5 44	2	44	34,50	-	24	10	16	6	-	0,04
	16 T2,5 48	2	48	37,70	-	26	10	16	6	-	0,05
	16 T2,5 60	2	60	47,25	-	34	10	16	8	-	0,07

T5 (PITCH 5mm) FOR BELT WIDTH 10mm

MATERIAL	CODE	TYPE	TEETH	De	Df	Dm	F	L	d	TYPE OF FLANGE	Kg.
ALUMINIUM	21 T5 10	2F	10	15,05	19,5	8	15	21	-	200	0,01
	21 T5 12	2F	12	18,25	23,0	10	15	21	-	201	0,01
	21 T5 14	2F	14	21,45	25,0	13	15	21	-	203	0,02
	21 T5 15	2F	15	23,05	28,0	16	15	21	-	204	0,02
	21 T5 16	2F	16	24,60	32,0	18	15	21	-	205	0,03
	21 T5 18	2F	18	27,80	32,0	20	15	21	-	205	0,03
	21 T5 19	2F	19	29,40	36,0	22	15	21	-	206	0,04
	21 T5 20	2F	20	31,00	36,0	23	15	21	-	206	0,04
	21 T5 22	2F	22	34,25	38,0	24	15	21	-	207	0,05
	21 T5 24	2F	24	37,40	42,0	26	15	21	-	208	0,06
	21 T5 25	2F	25	38,95	44,0	26	15	21	-	209	0,06
	21 T5 26	2F	26	40,60	44,0	26	15	21	-	209	0,06
	21 T5 27	2F	27	42,20	48,0	30	15	21	8	210	0,07
	21 T5 28	2F	28	43,75	48,0	32	15	21	8	210	0,07
	21 T5 30	2F	30	46,95	51,0	34	15	21	8	211	0,07
	21 T5 32	2F	32	50,10	54,0	38	15	21	8	212	0,09
	21 T5 36	2F	36	56,45	63,0	38	15	21	8	215	0,11
	21 T5 40	2F	40	62,85	66,0	40	15	21	8	216	0,14
	21 T5 42	2F	42	66,00	71,0	40	15	21	8	217	0,18
	21 T5 44	2	44	69,20	-	45	15	21	8	-	0,18
	21 T5 48	2	48	75,55	-	50	15	21	8	-	0,20
	21 T5 60	2	60	94,65	-	65	15	21	8	-	0,31

Timing Belt Pulleys Metric Pitch

T 5



T5 (PITCH 5mm)FOR BELT WIDTH 16mm

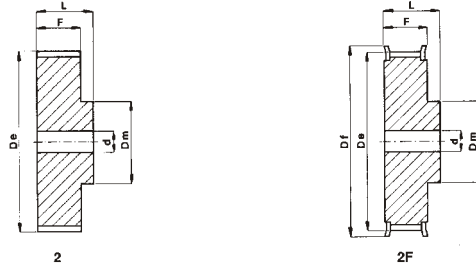
MATERIAL	CODE	TYPE	TEEHT	De	Df	Dm	F	L	D	TYPE OF FLANGE	Kg.
ALUMINIUM	27 T5 10	2F	10	15,05	19,5	8	21	27	-	200	0,02
	27 T5 12	2F	12	18,25	23,0	10	21	27	-	201	0,02
	27 T5 14	2F	14	21,45	25,0	13	21	27	-	203	0,03
	27 T5 15	2F	15	23,05	28,0	16	21	27	-	204	0,03
	27 T5 16	2F	16	24,60	32,0	18	21	27	-	205	0,04
	27 T5 18	2F	18	27,80	32,0	20	21	27	-	205	0,04
	27 T5 19	2F	19	29,40	36,0	22	21	27	-	206	0,05
	27 T5 20	2F	20	31,00	36,0	23	21	27	-	206	0,06
	27 T5 22	2F	22	34,25	38,0	24	21	27	-	207	0,06
	27 T5 24	2F	24	37,40	42,0	26	21	27	-	208	0,08
	27 T5 25	2F	25	38,95	44,0	26	21	27	-	209	0,08
	27 T5 26	2F	26	40,60	44,0	26	21	27	-	209	0,09
	27 T5 27	2F	27	42,20	48,0	30	21	27	8	210	0,09
	27 T5 28	2F	28	43,75	48,0	32	21	27	8	210	0,09
	27 T5 30	22	30	46,95	51,0	34	21	27	8	211	0,10
	27 T5 32	2F	32	50,10	54,0	38	21	27	8	212	0,12
	27 T5 36	2F	36	56,45	63,0	38	21	27	8	215	0,16
	27 T5 40	2F	40	62,85	66,0	40	21	27	8	216	0,19
	27 T5 42	2F	42	66,00	71,0	40	21	27	8	217	0,20
	27 T5 44	2	44	69,20	-	45	21	27	8	-	0,23
	27 T5 48	2	48	75,55	-	50	21	27	8	-	0,28
	27 T5 60	2	60	94,65	-	65	21	27	8	-	0,43

T 5(PITCH 5mm)FOR BELT WIDTH 25mm

MATERIAL	CODE	TYPE	TEEHT	De	Df	Dm	F	L	D	TYPE OF FLANGE	Kg.
ALUMINIUM	36 T5 10	2F	10	15,05	19,5	8	30	36	-	200	0,02
	36 T5 12	2F	12	18,25	23,0	10	30	36	-	201	0,03
	36 T5 14	2F	14	21,45	25,0	13	30	36	-	203	0,04
	36 T5 15	2F	15	23,05	28,0	16	30	36	-	204	0,04
	36 T5 16	2F	16	24,60	32,0	18	30	36	-	205	0,05
	36 T5 18	2F	18	27,80	32,0	20	30	36	-	205	0,06
	36 T5 19	2F	19	29,40	36,0	22	30	36	-	206	0,07
	36 T5 20	2F	20	31,00	36,0	23	30	36	-	206	0,08
	36 T5 22	2F	22	34,25	38,0	24	30	36	-	207	0,08
	36 T5 24	2F	24	37,40	42,0	26	30	36	-	208	0,11
	36 T5 25	2F	25	38,95	44,0	26	30	36	-	209	0,12
	36 T5 26	2F	26	40,60	44,0	26	30	36	-	209	0,12
	36 T5 27	2F	27	42,20	48,0	30	30	36	8	210	0,13
	36 T5 28	2F	28	43,75	48,0	32	30	36	8	210	0,14
	36 T5 30	22	30	46,95	51,0	34	30	36	8	211	0,15
	36 T5 32	2F	32	50,10	54,0	38	30	36	8	212	0,18
	36 T5 36	2F	36	56,45	63,0	38	30	36	8	215	0,23
	36 T5 40	2F	40	62,85	66,0	40	30	36	8	216	0,28
	36 T5 42	2F	42	66,00	71,0	40	30	36	8	217	0,29
	36 T5 44	2	44	69,20	-	45	30	36	8	-	0,31
	36 T5 46	2	46	75,55	-	50	30	36	8	-	0,40
	36 T5 60	2	60	94,65	-	65	30	36	8	-	0,61

Timing Belt Pulleys Metric Pitch

T 10



T 10 (PITCH 10mm)FOR BELT WIDTH 16mm

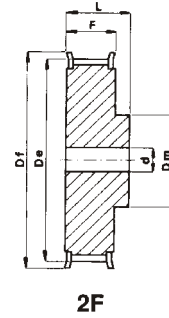
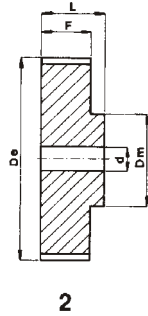
MATERIAL	CODE	TYPE	TEETH	De	Df	Dm	F	L	d	TYPE OF FLANGE	Kg.
ALUMINIUM	31 T 10 12	2F	12	36,35	42	28	21	31	6	208	0,08
	31 T 10 14	2F	14	42,70	48	32	21	31	8	210	0,10
	31 T 10 15	2F	15	45,90	51	32	21	31	8	211	0,12
	31 T 10 16	2F	16	49,10	54	35	21	31	8	212	0,13
	31 T 10 18	2F	18	55,45	60	40	21	31	8	214	0,17
	31 T 10 19	2F	19	58,65	66	44	21	31	8	216	0,18
	31 T 10 20	2F	20	61,80	66	46	21	31	8	216	0,21
	31 T 10 22	2F	22	68,20	75	52	21	31	8	218	0,25
	31 T 10 24	2F	24	74,55	83	58	21	31	8	219	0,29
	31 T 10 25	2F	25	77,75	83	60	21	31	8	219	0,31
	31 T 10 26	2F	26	80,90	98	60	21	31	8	220	0,36
	31 T 10 27	2F	27	84,10	91	60	21	31	8	221	0,37
	31 T 10 28	2F	28	87,25	93	60	21	31	8	222	0,40
	31 T 10 30	2F	30	93,65	97	60	21	31	8	223	0,44
	31 T 10 32	22	32	100,00	106	65	21	31	10	224	0,49
	31 T 10 36	2F	36	112,75	119	70	21	31	10	225	0,62
	31 T 10 40	2F	40	125,45	131	80	21	31	10	226	0,77
	31 T 10 44	2	44	138,20	-	88	21	31	10	-	1,00
	31 T 10 48	2	48	150,95	-	95	21	31	16	-	1,10
	31 T 10 60	2	60	189,15	-	110	21	31	16	-	1,70

T 10 (PITCH 10mm)FOR BELT WIDTH 25mm

MATERIAL	CODE	TYPE	TEETH	De	Df	Dm	F	L	D	TYPE OF FLANGE	Kg.
ALUMINIUM	40 T 10 12	2F	12	36,35	42	28	30	40	6	208	0,10
	40 T 10 14	2F	14	42,70	48	32	30	40	8	210	0,13
	40 T 10 15	2F	15	45,90	51	32	30	40	8	211	0,15
	40 T 10 16	2F	16	49,10	54	35	30	40	8	212	0,18
	40 T 10 18	2F	18	55,45	60	40	30	40	8	214	0,22
	40 T 10 19	2F	19	58,65	66	44	30	40	8	216	0,25
	40 T 10 20	2F	20	61,80	66	46	30	40	8	216	0,28
	40 T 10 22	2F	22	68,20	75	52	30	40	8	218	0,34
	40 T 10 24	2F	24	74,55	83	58	30	40	8	219	0,39
	40 T 10 25	2F	25	77,75	83	60	30	40	8	219	0,42
	40 T 10 26	2F	26	80,90	98	60	30	40	8	220	0,48
	40 T 10 27	2F	27	84,10	91	60	30	40	8	221	0,54
	40 T 10 28	2F	28	87,25	93	60	30	40	8	222	0,55
	40 T 10 30	2F	30	93,65	97	60	30	40	8	223	0,64
	40 T 10 32	2F	32	100,00	106	65	30	40	10	224	0,69
	40 T 10 36	2F	36	112,75	119	70	30	40	10	225	0,87
	40 T 10 40	2F	40	125,45	131	80	30	40	10	226	1,07
	40 T 10 44	2	44	138,20	-	88	30	40	10	-	1,35
	40 T 10 48	2	48	150,95	-	95	30	40	16	-	1,52
	40 T 10 60	2	60	189,15	-	110	30	40	16	-	2,34

Timing Belt Pulleys Metric Pitch

T 10



T10 (PITCH 10mm) FOR BELT WIDTH 32mm

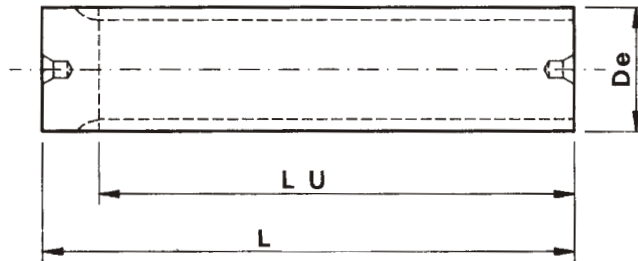
MATERIAL	CODE	TYPE	TEETH	De	Df	Dm	F	L	D	TYPE OF FLANGE	Kg.
ALUMINIUM	47 T 10 18	2F	18	55,45	60	40	37	47	10	214	0,25
	47 T 10 19	2F	19	58,65	66	44	37	47	10	216	0,29
	47 T 10 20	2F	20	61,80	66	46	37	47	12	216	0,32
	47 T 10 22	2F	22	68,20	75	52	37	47	12	218	0,39
	47 T 10 24	2F	24	74,55	83	58	37	47	12	219	0,47
	47 T 10 25	2F	25	77,75	83	60	37	47	12	219	0,53
	47 T 10 26	2F	26	80,90	87	60	37	47	12	220	0,56
	47 T 10 27	2F	27	84,10	91	60	37	47	12	221	0,60
	47 T 10 28	2F	28	87,25	93	60	37	47	12	222	0,64
	47 T 10 30	2F	30	93,65	97	60	37	47	12	223	0,74
	47 T 10 32	2F	32	100,00	106	65	37	47	12	224	0,84
	47 T 10 36	2F	36	112,75	119	70	37	47	16	225	1,06
	47 T 10 40	2F	40	125,45	131	80	37	47	16	226	1,32
	47 T 10 44	2	44	138,20	-	88	37	47	16	-	1,61
	47 T 10 48	2	48	150,95	-	95	37	47	16	-	1,93
	47 T 10 60	2	60	189,10	-	110	37	47	16	-	3,00

T10(PITCH 10mm) FOR BELT WIDTH 50mm

MATERIAL	CODE	TYPE	TEETH	De	Df	Dm	F	L	D	TYPE OF FLANGE	Kg.
ALUMINIUM	66 T 10 18	2F	18	55,45	60	40	56	66	10	214	0,42
	66 T 10 19	2F	19	58,65	66	44	56	66	10	216	0,47
	66 T 10 20	2F	20	61,80	66	46	56	66	12	216	0,52
	66 T 10 22	2F	22	68,20	75	52	56	66	12	218	0,57
	66 T 10 24	2F	24	74,55	83	58	56	66	12	219	0,74
	66 T 10 25	2F	25	77,75	83	60	56	66	12	219	0,77
	66 T 10 26	2F	26	80,90	87	60	56	66	12	220	0,82
	66 T 10 27	2F	27	84,10	91	60	56	66	12	221	0,95
	66 T 10 28	2F	28	87,25	93	60	56	66	12	222	0,96
	66 T 10 30	2F	30	93,65	97	60	56	66	12	223	1,17
	66 T 10 32	2F	32	100,00	106	65	56	66	12	224	1,30
	66 T 10 36	2F	36	112,75	119	70	56	66	16	225	1,64
	66 T 10 40	2F	40	125,45	131	80	56	66	16	226	2,00
	66 T 10 44	2	44	138,20	-	88	56	66	16	-	2,36
	66 T 10 48	2	48	150,95	-	95	56	66	16	-	2,83
	66 T 10 60	2	60	189,10	-	110	56	66	16	-	4,37

Standard Toothed Bars

T 2,5
T 5
T 10



T2,5(PITCH 2.5mm)

CODE	TEETH	De	L U	L
T 2,5 - 10	10	7,42	50	75
T 2,5 - 12	12	9,00	50	75
T 2,5 - 13	13	9,80	50	75
T 2,5 - 14	14	10,60	50	75
T 2,5 - 15	15	11,40	75	75
T 2,5 - 16	16	12,20	75	75
T 2,5 - 17	17	13,00	75	75
T 2,5 - 18	18	13,80	75	75
T 2,5 - 19	19	14,60	120	120
T 2,5 - 20	20	15,40	120	120
T 2,5 - 21	21	16,20	120	120
T 2,5 - 22	22	17,00	140	140
T 2,5 - 24	24	18,55	140	140
T 2,5 - 26	26	20,15	140	140
T 2,5 - 27	27	20,95	140	140
T 2,5 - 28	28	21,75	140	140
T 2,5 - 29	29	22,55	140	140
T 2,5 - 30	30	23,35	140	140
T 2,5 - 32	32	24,95	140	140
T 2,5 - 34	34	26,55	140	140
T 2,5 - 35	35	27,35	140	140
T 2,5 - 36	36	28,10	140	140
T 2,5 - 38	38	29,70	140	140
T 2,5 - 40	40	31,30	140	140
T 2,5 - 42	42	32,90	140	140
T 2,5 - 44	44	34,50	140	140
T 2,5 - 45	45	35,30	140	140
T 2,5 - 48	48	37,70	140	140
T 2,5 - 50	50	39,29	160	160
T 2,5 - 60	60	47,25	160	160
T 2,5 - 65	65	51,20	160	160
T 2,5 - 70	70	55,20	160	160
T 2,5 - 72	72	56,80	160	160
T 2,5 - 90	90	71,12	160	160
T 2,5 - 100	100	79,08	160	160

MATERIAL:ALUMINIUM

T5(PITCH 5mm)

CODE	TEETH	De	L U	L
T 5 - 10	10	15,05	140	140
T 5 - 11	11	16,65	140	140
T 5 - 12	12	18,25	140	140
T 5 - 13	13	19,85	140	140
T 5 - 14	14	21,45	140	140
T 5 - 15	15	23,05	140	140
T 5 - 16	16	24,60	140	140
T 5 - 17	17	26,20	140	140
T 5 - 18	18	27,80	140	140
T 5 - 19	19	29,40	140	140
T 5 - 20	20	31,00	160	160
T 5 - 21	21	32,70	160	160
T 5 - 22	22	34,25	160	160
T 5 - 23	23	35,85	160	160
T 5 - 24	24	37,40	160	160
T 5 - 25	25	38,95	160	160
T 5 - 26	26	40,60	160	160
T 5 - 27	27	42,20	160	160
T 5 - 28	28	43,75	160	160
T 5 - 29	29	45,35	160	160
T 5 - 30	30	46,95	160	160
T 5 - 32	32	50,10	160	160
T 5 - 34	34	53,25	160	160
T 5 - 35	35	54,85	160	160
T 5 - 36	36	56,45	160	160
T 5 - 37	37	58,06	160	160
T 5 - 38	38	59,65	160	160
T 5 - 40	40	62,85	160	160
T 5 - 42	42	66,00	160	160
T 5 - 44	44	69,20	160	160
T 5 - 45	45	70,80	160	160
T 5 - 46	46	72,40	160	160
T 5 - 48	48	75,55	160	160
T 5 - 50	50	78,75	160	160
T 5 - 60	60	94,65	160	160
T 5 - 72	72	113,75	160	160
T 5 - 80	80	126,48	160	160
T 5 - 90	90	142,40	160	160
T 5 - 100	100	158,31	160	160

MATERIAL:ALUMINIUM

T10(PITCH 10mm)

CODE	TEETH	De	L U	L
T 10 - 10	10	29,98	140	140
T 10 - 11	11	33,16	140	140
T 10 - 12	12	36,35	140	140
T 10 - 13	13	39,55	140	140
T 10 - 14	14	42,70	160	160
T 10 - 15	15	45,90	160	160
T 10 - 16	16	49,10	160	160
T 10 - 17	17	52,25	160	160
T 10 - 18	18	55,45	160	160
T 10 - 19	19	58,65	160	160
T 10 - 20	20	61,80	160	160
T 10 - 21	21	65,00	160	160
T 10 - 22	22	68,20	160	160
T 10 - 23	23	71,35	160	160
T 10 - 24	24	74,55	160	160
T 10 - 26	26	80,90	160	160
T 10 - 28	28	87,25	160	160
T 10 - 30	30	93,65	160	160
T 10 - 32	32	100,00	160	160
T 10 - 34	34	106,40	160	160
T 10 - 36	36	112,75	160	160
T 10 - 38	38	119,10	160	160
T 10 - 40	40	125,45	160	160
T 10 - 45	45	141,40	160	160
T 10 - 48	48	150,95	160	160
T 10 - 60	60	189,15	160	160
T 10 - 72	72	227,29	160	160

MATERIAL:ALUMINIUM

Timing Belt Pulleys Metric Pitch For<<AT>> Belts

BAT 5

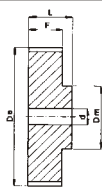


BAT5 (PITCH 10mm)FOR BELT WIDTH 10mm

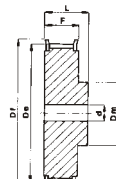
MATERIAL	CODE	TYPE	TEETH	De	Df	Dm	F	L	d	TYPE OF FLANGE	Kg.
ALUMINIUM	21 BAT5 12	2F	12	17,85	23,0	10	15	21	-	201	0,01
	21 BAT5 14	2F	14	21,05	25,0	13	15	21	-	203	0,02
	21 BAT5 15	2F	15	22,65	28,0	16	15	21	-	204	0,02
	21 BAT5 16	2F	16	24,20	32,0	18	15	21	-	205	0,03
	21 BAT5 18	2F	18	27,40	32,0	20	15	21	-	205	0,03
	21 BAT5 19	2F	19	29,00	36,0	22	15	21	-	206	0,04
	21 BAT5 20	2F	20	30,60	36,0	23	15	21	-	206	0,04
	21 BAT5 22	2F	22	33,85	38,0	24	15	21	-	207	0,05
	21 BAT5 24	2F	24	37,00	42,0	26	15	21	-	208	0,06
	21 BAT5 25	2F	25	38,55	44,0	26	15	21	-	209	0,06
	21 BAT5 26	2F	26	40,20	44,0	26	15	21	-	209	0,06
	21 BAT5 27	2F	27	41,80	48,0	30	15	21	8	210	0,07
	21 BAT5 28	2F	28	43,35	48,0	32	15	21	8	210	0,07
	21 BAT5 30	2F	30	46,55	51,0	34	15	21	8	211	0,07
	21 BAT5 32	2F	32	49,70	54,0	38	15	21	8	212	0,09
	21 BAT5 36	2F	36	56,05	63,0	38	15	21	8	215	0,11
	21 BAT5 40	2F	40	62,45	66,0	40	15	21	8	216	0,14
	21 BAT5 42	2F	42	65,60	71,0	40	15	21	8	217	0,18
	21 BAT5 44	2	44	68,80	-	45	15	21	8	-	0,18
	21 BAT5 48	2	48	75,15	-	50	15	21	8	-	0,20
	21 BAT5 60	2	60	94,25	-	65	15	21	8	-	0,31

Timing Belt Pulleys Metric Pitch For<<AT>> Belts

BAT 5 BAT 10



2



2F

BAT 5 (PITCH 5mm)FOR BELT WIDTH 16mm

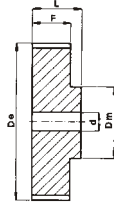
MATERIAL	CODE	TYPE	TEETH	De	Df	Dm	F	L	d	TYPE OF FLANGE	Kg.
ALUMINIUM	27 BAT5 12	2F	12	17,85	23,0	10	21	27	-	201	0,02
	27 BAT5 14	2F	14	21,05	25,0	13	21	27	-	203	0,03
	27 BAT5 15	2F	15	22,65	28,0	16	21	27	-	204	0,03
	27 BAT5 16	2F	16	24,20	32,0	18	21	27	-	205	0,04
	27 BAT5 18	2F	18	27,40	32,0	20	21	27	-	205	0,04
	27 BAT5 19	2F	19	29,00	36,0	22	21	27	-	206	0,05
	27 BAT5 20	2F	20	30,60	36,0	23	21	27	-	206	0,06
	27 BAT5 22	2F	22	33,85	38,0	24	21	27	-	207	0,06
	27 BAT5 24	2F	24	37,00	42,0	26	21	27	-	208	0,08
	27 BAT5 25	2F	25	38,55	44,0	26	21	27	-	209	0,08
	27 BAT5 26	2F	26	40,20	44,0	26	21	27	-	209	0,09
	27 BAT5 27	2F	27	41,80	48,0	30	21	27	8	210	0,09
	27 BAT5 28	2F	28	43,35	48,0	32	21	27	8	210	0,09
	27 BAT5 30	2F	30	46,55	51,0	34	21	27	8	211	0,10
	27 BAT5 32	2F	32	49,70	54,0	38	21	27	8	212	0,12
	27 BAT5 36	2F	36	56,05	63,0	38	21	27	8	215	0,16
	27 BAT5 40	2F	40	62,45	66,0	40	21	27	8	216	0,19
	27 BAT5 42	2F	42	65,60	71,0	40	21	27	8	217	0,20
	27 BAT5 44	2	44	68,80	-	45	21	27	8	-	0,23
	27 BAT5 48	2	48	75,15	-	50	21	27	8	-	0,28
27 BAT5 60	2	60	94,25	-	65	21	27	8	-	0,43	

BAT5 (PITCH 5mm)FOR BELT WIDTH25mm

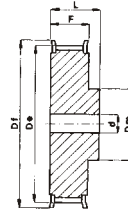
MATERIAL	CODE	TYPE	TEETH	De	Df	Dm	F	L	d	TYPE OF FLANGE	Kg.
ALUMINIUM	36 BAT5 12	2F	12	17,85	23,0	10	30	36	-	201	0,03
	36 BAT5 14	2F	14	21,05	25,0	13	30	36	-	203	0,04
	36 BAT5 15	2F	15	22,65	28,0	16	30	36	-	204	0,04
	36 BAT5 16	2F	16	24,20	32,0	18	30	36	-	205	0,05
	36 BAT5 18	2F	18	27,40	32,0	20	30	36	-	205	0,06
	36 BAT5 19	2F	19	29,00	36,0	22	30	36	-	206	0,07
	36 BAT5 20	2F	20	30,60	36,0	23	30	36	-	206	0,08
	36 BAT5 22	2F	22	33,85	38,0	24	30	36	-	207	0,08
	36 BAT5 24	2F	24	37,00	42,0	26	30	36	8	208	0,11
	36 BAT5 25	2F	25	38,55	44,0	26	30	36	8	209	0,12
	36 BAT5 26	2F	26	40,20	44,0	26	30	36	8	209	0,12
	36 BAT5 36	2F	27	41,80	48,0	30	30	36	8	210	0,13
	36 BAT5 28	2F	28	43,35	48,0	32	30	36	8	210	0,14
	36 BAT5 30	2F	30	46,55	51,0	34	30	36	8	211	0,15
	36 BAT5 32	2F	32	49,70	54,0	38	30	36	8	212	0,18
	36 BAT5 36	2F	36	56,05	63,0	38	30	36	8	215	0,23
	36 BAT5 40	2F	40	62,45	66,0	40	30	36	8	216	0,28
	36 BAT5 42	2F	42	65,60	71,0	40	30	36	8	217	0,29
	36 BAT5 44	2	44	68,80	-	45	30	36	8	-	0,31
	36 BAT5 48	2	48	75,15	-	50	30	36	8	-	0,40
36 BAT5 60	2	60	94,25	-	65	30	36	8	-	0,61	

Timing Belt Pulleys Metric Pitch For<<AT>> Belts

BAT 10



2



2F

BAT10 (PITCH 10mm)FOR BELT WIDTH16mm

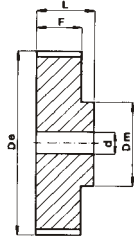
MATERIAL	CODE	TYPE	TEETH	De	Df	Dm	F	L	d	TYPE OF FLANGE	Kg.
ALUMINIUM	31 BAT 10 15	2F	15	45,90	51	32	21	31	8	211	0,12
	31 BAT 10 16	2F	16	49,10	54	35	21	31	8	212	0,13
	31 BAT 10 18	2F	18	55,45	60	40	21	31	8	214	0,17
	31 BAT 10 19	2F	19	58,65	66	44	21	31	8	216	0,18
	31 BAT 10 20	2F	20	61,80	66	46	21	31	8	216	0,21
	31 BAT 10 22	2F	22	68,20	75	52	21	31	8	218	0,25
	31 BAT 10 24	2F	24	74,55	83	58	21	31	8	219	0,29
	31 BAT 10 25	2F	25	77,75	83	60	21	31	8	219	0,31
	31 BAT 10 26	2F	26	80,90	87	60	21	31	8	220	0,36
	31 BAT 10 27	2F	27	84,05	91	60	21	31	8	221	0,37
	31 BAT 10 28	2F	28	87,25	93	60	21	31	8	222	0,40
	31 BAT 10 30	2F	30	93,65	97	60	21	31	8	223	0,44
	31 BAT 10 32	2F	32	100,00	106	65	21	31	10	224	0,49
	31 BAT 10 36	2F	36	112,75	119	70	21	31	10	225	0,62
	31 BAT 10 40	2F	40	125,45	131	80	21	31	10	226	0,77
	31 BAT 10 44	2	44	138,20	-	88	21	31	10	-	1,00
	31 BAT 10 48	2	48	150,95	-	95	21	31	16	-	1,10
	31 BAT 10 60	2	60	189,15	-	110	21	31	16	-	1,70

BAT 10(PITCH 10mm)FOR BELT WIDTH 25mm

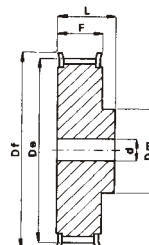
MATERIAL	CODE	TYPE	TEEHT	De	Df	Dm	F	L	D	TYPE OF FLANGE	Kg.
ALUMINIUM	40 BAT 10 15	2F	15	45,90	51	32	30	40	8	211	0,15
	40 BAT 10 16	2F	16	49,10	54	35	30	40	8	212	0,18
	40 BAT 10 18	2F	18	55,45	60	40	30	40	8	214	0,22
	40 BAT 10 19	2F	19	58,65	66	44	30	40	8	216	0,25
	40 BAT 10 20	2F	20	61,80	66	46	30	40	8	216	0,28
	40 BAT 10 22	2F	22	68,20	75	52	30	40	8	218	0,34
	40 BAT 10 24	2F	24	74,55	83	58	30	40	8	219	0,39
	40 BAT 10 25	2F	25	77,75	83	60	30	40	8	219	0,42
	40 BAT 10 26	2F	26	80,90	87	60	30	40	8	220	0,48
	40 BAT 10 27	2F	27	84,05	91	60	30	40	8	221	0,54
	40 BAT 10 28	2F	28	87,25	93	60	30	40	8	222	0,55
	40 BAT 10 30	2F	30	93,65	97	60	30	40	8	223	0,64
	40 BAT 10 32	2F	32	100,00	106	65	30	40	10	224	0,69
	40 BAT 10 36	2F	36	112,75	119	70	30	40	10	225	0,87
	40 BAT 10 40	2F	40	125,45	131	80	30	40	10	226	1,07
	40 BAT 10 44	2	44	138,20	-	88	30	40	10	-	1,35
	40 BAT 10 48	2	48	150,95	-	95	30	40	16	-	1,52
	40 BAT 10 60	2	60	189,15	-	110	30	40	16	-	2,34

Timing Belt Pulleys Metric Pitch For<<AT>> Belts

BAT 10



2



2F

BAT10 (PITCH 5mm)FOR BELT WIDTH 32mm

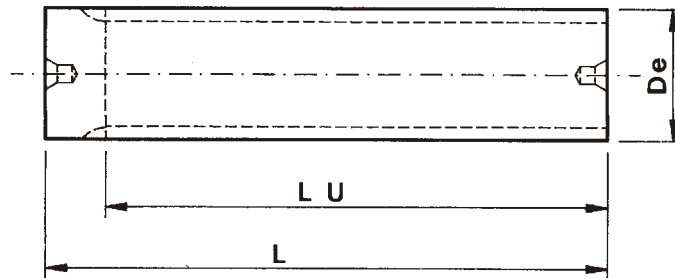
MATERIAL	CODE	TYPE	TEETH	De	Df	Dm	F	L	d	TYPE OF FLANGE	Kg.	
ALUMINIUM	47 BAT 10 18	2F	18	55,45	60	40	37	47	10	214	0,25	
	47 BAT 10 19	2F	19	58,65	66	44	37	47	10	216	0,29	
	47 BAT 10 20	2F	20	61,80	66	46	37	47	12	216	0,32	
	47 BAT 10 22	2F	22	68,20	75	52	37	47	12	218	0,39	
	47 BAT 10 24	2F	24	74,55	83	58	37	47	12	219	0,47	
	47 BAT 10 25	2F	25	77,75	83	60	37	47	12	219	0,53	
	47 BAT 10 26	2F	26	80,90	87	60	37	47	12	220	0,56	
	47 BAT 10 27	2F	27	84,05	91	60	37	47	12	221	0,60	
	47 BAT 10 28	2F	28	87,25	93	60	37	47	12	222	0,64	
	47 BAT 10 30	2F	30	93,65	97	60	37	47	12	223	0,74	
	47 BAT 10 32	2F	32	100,00	106	65	37	47	12	224	0,84	
	47 BAT 10 36	2F	36	112,75	119	70	37	47	16	225	1,06	
	47 BAT 10 40	2F	40	125,45	131	80	37	47	16	226	1,32	
	47 BAT 10 44	2	44	138,20	-	88	37	47	16	-	-	1,61
	47 BAT 10 48	2	48	150,95	-	95	37	47	16	-	-	1,93
	47 BAT 10 60	2	60	189,15	-	110	37	47	16	-	-	3,00

BAT10 (PITCH 10mm)FOR BELT WIDTH 50mm

MATERIAL	CODE	TYPE	TEETH	De	Df	Dm	F	L	d	TYPE OF FLANGE	Kg.	
ALUMINIUM	66 BAT 10 18	2F	18	55,45	60	40	56	66	10	214	0,42	
	66 BAT 10 19	2F	19	58,65	66	44	56	66	10	216	0,47	
	66 BAT 10 20	2F	20	61,80	66	46	56	66	12	216	0,52	
	66 BAT 10 22	2F	22	68,20	75	52	56	66	12	218	0,57	
	66 BAT 10 24	2F	24	74,55	83	58	56	66	12	219	0,74	
	66 BAT 10 25	2F	25	77,75	83	60	56	66	12	219	0,77	
	66 BAT 10 26	2F	26	80,90	87	60	56	66	12	220	0,82	
	66 BAT 10 27	2F	27	84,05	91	60	56	66	12	221	0,95	
	66 BAT 10 28	2F	28	87,25	93	60	56	66	12	222	0,96	
	66 BAT 10 30	2F	30	93,65	97	60	56	66	12	223	1,17	
	66 BAT 10 32	2F	32	100,00	106	65	56	66	12	224	1,30	
	66 BAT 10 36	2F	36	112,75	119	70	56	66	16	225	1,64	
	66 BAT 10 40	2F	40	125,45	131	80	56	66	16	226	2,00	
	66 BAT 10 44	2	44	138,20	-	88	56	66	16	-	-	2,36
	66 BAT 10 48	2	48	150,95	-	95	56	66	16	-	-	2,83
	66 BAT 10 60	2	60	189,15	-	110	56	66	16	-	-	4,37

Timing Belt Pulleys Metric Pitch For<<AT>> Belts

BAT 5 BAT 10



BAT5 PITCH 5mm

CODE	TEETH	De	LU	L
BAT 5 - 12	12	17,85	140	140
BAT 5 - 13	13	19,45	140	140
BAT 5 - 14	14	21,05	140	140
BAT 5 - 15	15	22,65	140	140
BAT 5 - 16	16	24,20	140	140
BAT 5 - 17	17	25,80	140	140
BAT 5 - 18	18	27,40	140	140
BAT 5 - 19	19	29,00	140	140
BAT 5 - 20	20	30,60	160	160
BAT 5 - 21	21	32,30	160	160
BAT 5 - 22	22	33,85	160	160
BAT 5 - 23	23	35,45	160	160
BAT 5 - 24	24	37,00	160	160
BAT 5 - 25	25	38,55	160	160
BAT 5 - 26	26	40,20	160	160
BAT 5 - 27	27	41,80	160	160
BAT 5 - 28	28	43,35	160	160
BAT 5 - 30	30	46,55	160	160
BAT 5 - 32	32	49,70	160	160
BAT 5 - 34	34	52,85	160	160
BAT 5 - 36	36	56,05	160	160
BAT 5 - 38	38	59,25	160	160
BAT 5 - 40	40	62,45	160	160
BAT 5 - 42	42	65,60	160	160
BAT 5 - 44	44	68,80	160	160
BAT 5 - 46	46	72,00	160	160
BAT 5 - 48	48	75,15	160	160
BAT 5 - 52	52	81,55	160	160
BAT 5 - 56	56	87,90	160	160
BAT 5 - 58	58	91,10	160	160
BAT 5 - 60	60	94,25	160	160
BAT 5 - 64	64	100,65	160	160
BAT 5 - 72	72	113,35	160	160

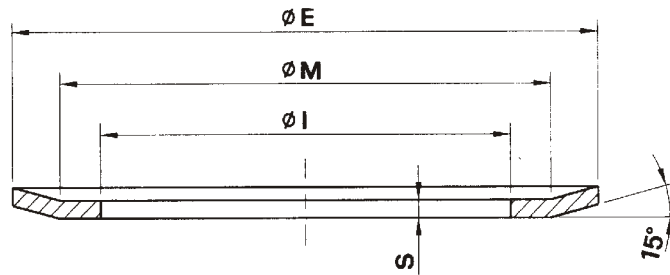
MATERIAL:ALUMINIUM

BAT10 PITCH 10mm

CODE	TEETH	De	LU	L
BAT 10 - 15	15	45,90	160	160
BAT 10 - 16	16	49,10	160	160
BAT 10 - 17	17	52,25	160	160
BAT 10 - 18	18	55,45	160	160
BAT 10 - 19	19	58,65	160	160
BAT 10 - 20	20	61,80	160	160
BAT 10 - 21	21	65,00	160	160
BAT 10 - 22	22	68,20	160	160
BAT 10 - 23	23	71,35	160	160
BAT 10 - 24	24	74,55	160	160
BAT 10 - 25	25	77,75	160	160
BAT 10 - 26	26	80,90	160	160
BAT 10 - 27	27	84,05	160	160
BAT 10 - 28	28	87,25	160	160
BAT 10 - 30	30	93,65	160	160
BAT 10 - 32	32	100,00	160	160
BAT 10 - 34	34	106,40	160	160
BAT 10 - 36	36	112,75	160	160
BAT 10 - 38	38	119,10	160	160
BAT 10 - 40	40	125,45	160	160
BAT 10 - 42	42	131,85	160	160
BAT 10 - 44	44	138,20	160	160
BAT 10 - 46	46	144,55	160	160
BAT 10 - 48	48	150,95	160	160
BAT 10 - 52	52	163,65	160	160
BAT 10 - 56	56	176,40	160	160
BAT 10 - 58	58	182,75	160	160
BAT 10 - 60	60	189,15	160	160
BAT 10 - 70	70	220,95	160	160

MATERIAL:ALUMINIUM

Pulleys Flanges Dimensions



TYPE OF FLANGE	S=0,5 mm			TYPE OF FLANGE	S=1 mm			TYPE OF FLANGE	S=1,5 mm			TYPE OF FLANGE	S=2,5 mm		
	$\varnothing E$	$\varnothing M$	$\varnothing I$		$\varnothing E$	$\varnothing M$	$\varnothing I$		$\varnothing E$	$\varnothing M$	$\varnothing I$		$\varnothing E$	$\varnothing M$	$\varnothing I$
100	13	10	6	200	19,5	17,5	12	300	36	31	25	400	127	120,2	104,7
101	15	12	8	201	23	17,5	12	301	38	34	28	401	138	130	108
102	16	13	9,5	202	23	20	14	302	42	38	30,5	402	146	138	116
104	18	15	11,5	203	25	22	15	303	44	40	33	403	154	146	122
105	19,5	17,5	12	204	28	24	18	304	48	43,5	37	404	160	150	128
106				205				305				405			
107				206				306				406			
108	23	17,5	12	207	32	28	21,5	307	51	47,5	40	407	168	162	135
109	23	20	14	208	36	31	25	308	54	50,5	43	409	183	170	145
110	25	22	15	209	38	34	28	309	57	53	46	410	188	180	158
	28	24	18		42	38	30,5		60	57	47		198	188	165
111	32	28	21,5	210	44	40	33	310	63	57	48	411	200	192,8	172
112				211				311				412			
113				212				312				414			
114	36	31	25	213	48	43,5	37	313	66	61,5	52	415	211	198	173
	38	34	28	214	51	47,5	40	314	71	65	56	416	226	214	190
	42	38	30,5		54	50,5	43		75	68,5	60		240	224	192
	48	43,5	37	215	57	53	46	315	79	73,5	64	418	256	240	220
				216	60	57	47	316	83	76,5	68		256	247	225
				217				317							
				218				318							
				219	63	57	48	319	87	82,5	72		296	287	252
				220	66	61,5	52	320	91	85,5	76				
				221	71	65	56	321	93	89	80				
				222	75	68,5	60	322	97	93	83				
				223	83	76,5	68	323	98	92	79,3				
				224				325							
				225	87	82,5	72	326	103	97	86				
				226	91	85,5	76	327	106	101	90				
					93	89	80	328	111	106	94				
					97	93	83	330	115	110	99				
					106	101	90	331	119	113,5	103				
								333							
					119	113,5	103	334	123	117,5	107				
					131	125,5	115	335	127	122	111				
								338	135	130	119				
								339	140	134,5	123				
								340	143	139	127				
								342							
									148	143	132				
									152	147,5	136				
									158	154	142				
									168	163	149,5				
									184	179	165				
									192	189	177				
									200	195	181				